



MyID
Version 12.1

Lifecycle API

Lutterworth Hall, St Mary's Road, Lutterworth, Leicestershire, LE17 4PS, UK
www.intercede.com | info@intercede.com | [@intercedemyid](https://twitter.com/intercedemyid) | +44 (0)1455 558111

Copyright

© 2001-2021 Intercede Limited. All rights reserved.

Information in this document is subject to change without notice. The software described in this document is furnished exclusively under a restricted license or non-disclosure agreement. Copies of software supplied by Intercede Limited may not be used resold or disclosed to third parties or used for any commercial purpose without written authorization from Intercede Limited and will perpetually remain the property of Intercede Limited. They may not be transferred to any computer without both a service contract for the use of the software on that computer being in existence and written authorization from Intercede Limited.

The software or web site referred to in this manual may utilize or contain material that is © 1994-2000 DUNDAS SOFTWARE LTD., all rights reserved.

No part of this publication may be reproduced, stored in a retrieval system or transmitted in any form or any means electronic or mechanical, including photocopying and recording for any purpose other than the purchaser's personal use without the written permission of Intercede Limited.

Whilst Intercede Limited has made every effort in the preparation of this manual to ensure the accuracy of the information, the information contained in this manual is delivered without warranty, either express or implied. Intercede Limited will not be held liable for any damages caused, or alleged to be caused, either directly or indirectly by this manual.

Licenses and Trademarks

The Intercede® and MyID® word marks and the MyID® logo are registered trademarks of Intercede in the UK, US and other countries.

Microsoft and Windows are registered trademarks of Microsoft Corporation. Other brands and their products are trademarks or registered trademarks of their respective holders and should be noted as such. All other trademarks acknowledged.

Conventions Used in this Document

- Lists:
 - ♦ Numbered lists are used to show the steps involved in completing a task when the order is important
 - ♦ Bulleted lists are used when the order is unimportant or to show alternatives
- **Bold** is used for menu items and for labels.
For example:
 - ♦ “Record a valid email address in **‘From’ email address**”
 - ♦ Select **Save** from the **File** menu
- *Italic* is used for emphasis and to indicate references to other sections within the current document:
For example:
 - ♦ “Copy the file *before* starting the installation”
 - ♦ “See *Issuing a Card* for further information”
- ***Bold and italic*** are used to identify the titles of other documents.
For example: “See the ***Release Notes*** for further information.”
Unless otherwise explicitly stated, all referenced documentation is available on the product media.
- A `fixed width` font is used where the identification of spaces is important, including filenames, example SQL queries and any entries made directly into configuration files or the database.
- **Notes** are used to provide further information, including any prerequisites or configuration additional to the standard specifications.
For example:
Note: This issue only occurs if updating from a previous version.
- Warnings are used to indicate where failure to follow a particular instruction may result in either loss of data or the need to manually configure elements of the system.
For example:

Warning: You must take a backup of your database before making any changes to it.

Contents

1	Introduction	10
1.1	The Lifecycle API in the card issuance process	11
2	Lifecycle API Web Service	12
2.1	Installing the service	12
2.2	Security settings	12
2.3	Overview	13
2.4	Increasing the maximum pool size	13
2.5	Timeouts	14
2.6	Supported options	14
2.7	Known issues	14
3	Preparing the data for import	15
3.1	CMS and PIV differences	15
3.2	Escaping characters	15
3.2.1	DNS	15
3.3	Encoding images	16
3.4	Advanced settings	16
3.5	Adding and modifying users	17
3.6	Requesting cards	17
3.7	Enabling, disabling and removing users	17
3.7.1	Removing users	17
3.7.2	Disabling users	17
3.7.3	Enabling users	18
3.7.4	Updating users who were imported from LDAP	18
3.7.5	Status mapping codes	18
3.8	Importing additional fields	24
3.8.1	Additional user fields	24
3.8.2	Additional group fields	24
3.8.3	Additional job fields	24
3.9	Importing users into Entrust	24
3.10	Canceling credentials and jobs	25
3.10.1	Canceling cards	25
3.10.2	Canceling jobs	26
3.10.3	Filtering job cancellations	26
3.11	Importing operator credentials	26
4	Calling the import service	28
4.1	Results	28
5	Advanced settings	29
5.1	Custom schema and transform files	31
5.1.1	Examples	32
5.1.2	Troubleshooting	32
6	Troubleshooting	33
6.1	ASP.NET temporary folder permissions	33
6.2	HTTP Error 500.24 – Internal Server Error	33
7	Data Structure	34
7.1	CMSCardRequest structure	35
7.1.1	CMSCardRequest/Parameters	35
7.1.2	CMSCardRequest/Group	35
7.1.3	CMSCardRequest/Group/Name	35
7.1.4	CMSCardRequest/Group/Description	35
7.1.5	CMSCardRequest/Group/OrgUnit	35
7.1.6	CMSCardRequest/Group/Parent	36
7.1.7	CMSCardRequest/Group/AdditionalFields	36

7.1.8	CMSCardRequest/Group/User	36
7.1.9	CMSCardRequest/Group/User/Personal	36
7.1.10	CMSCardRequest/Group/User/Personal/FirstName	36
7.1.11	CMSCardRequest/Group/User/Personal/LastName	36
7.1.12	CMSCardRequest/Group/User/Personal/Initial	37
7.1.13	CMSCardRequest/Group/User/Personal/Title	37
7.1.14	CMSCardRequest/Group/User/Personal/Email	37
7.1.15	CMSCardRequest/Group/User/Personal/PhoneExt	37
7.1.16	CMSCardRequest/Group/User/Personal/MobileNumber	37
7.1.17	CMSCardRequest/Group/User/Personal/PhoneNumber	37
7.1.18	CMSCardRequest/Group/User/Personal/EmployeeID	38
7.1.19	CMSCardRequest/Group/User/Personal/OptionalLine1	38
7.1.20	CMSCardRequest/Group/User/Personal/OptionalLine2	38
7.1.21	CMSCardRequest/Group/User/Personal/OptionalLine3	38
7.1.22	CMSCardRequest/Group/User/Personal/OptionalLine4	38
7.1.23	CMSCardRequest/Group/User/Authentication	38
7.1.24	CMSCardRequest/Group/User/Authentication/SecurityPhrase	39
7.1.25	CMSCardRequest/Group/User/Authentication/SecurityPhrase/Prompt	39
7.1.26	CMSCardRequest/Group/User/Authentication/SecurityPhrase/Answer	40
7.1.27	CMSCardRequest/Group/User/Card	41
7.1.28	CMSCardRequest/Group/User/Card/CardProfile	41
7.1.29	CMSCardRequest/Group/User/Card/CardExpiryDate	42
7.1.30	CMSCardRequest/Group/User/Card/Renewal	42
7.1.31	CMSCardRequest/Group/User/Card/ImportCard	42
7.1.32	CMSCardRequest/Group/User/Card/CardRequestedBy	43
7.1.33	CMSCardRequest/Group/User/Card/CancelExisting	43
7.1.34	CMSCardRequest/Group/User/Card/JobLabel	43
7.1.35	CMSCardRequest/Group/User/Card/Update	43
7.1.36	CMSCardRequest/Group/User/Card/Update/OriginalSerialNumber	43
7.1.37	CMSCardRequest/Group/User/Card/Update/OriginalDeviceType	43
7.1.38	CMSCardRequest/Group/User/Card/Update/StatusMapping	43
7.1.39	CMSCardRequest/Group/User/Card/Update/ParametersXML	44
7.1.40	CMSCardRequest/Group/User/Card/Update/ParametersXML/UnlockPIN	44
7.1.41	CMSCardRequest/Group/User/Card/Update/ParametersXML/ReIssue	44
7.1.42	CMSCardRequest/Group/User/Card/Replacement	44
7.1.43	CMSCardRequest/Group/User/Card/Replacement/OriginalSerialNumber	44
7.1.44	CMSCardRequest/Group/User/Card/Replacement/OriginalDeviceType	44
7.1.45	CMSCardRequest/Group/User/Card/Replacement/StatusMapping	45
7.1.46	CMSCardRequest/Group/User/Card/GenerateOTP	45
7.1.47	CMSCardRequest/Group/User/Card/GenerateOTP/Notification	45
7.1.48	CMSCardRequest/Group/User/Card/GenerateOTP/Notification/Name	45
7.1.49	CMSCardRequest/Group/User/Card/GenerateOTP/Notification/Action	45
7.1.50	CMSCardRequest/Group/User/Card/OriginalSerialNumber	46
7.1.51	CMSCardRequest/Group/User/Card/OriginalDeviceType	46
7.1.52	CMSCardRequest/Group/User/Card/SerialNumber	46
7.1.53	CMSCardRequest/Group/User/Card/DeviceType	46
7.1.54	CMSCardRequest/Group/User/Card/StatusMapping	46
7.1.55	CMSCardRequest/Group/User/Card/RevocationComment	47
7.1.56	CMSCardRequest/Group/User/Card/Reprovision	47
7.1.57	CMSCardRequest/Group/User/Card/CardLayout	47
7.1.58	CMSCardRequest/Group/User/Card/Container	48
7.1.59	CMSCardRequest/Group/User/Card/Certificate	48
7.1.60	CMSCardRequest/Group/User/Card/AdditionalFields	48
7.1.61	CMSCardRequest/Group/User/CardUpdate	48
7.1.62	CMSCardRequest/Group/User/CardUpdate/SerialNumber	48
7.1.63	CMSCardRequest/Group/User/CardUpdate/DeviceType	48
7.1.64	CMSCardRequest/Group/User/CardUpdate/CardRequestedBy	49
7.1.65	CMSCardRequest/Group/User/CardUpdate/ParametersXML	49
7.1.66	CMSCardRequest/Group/User/CardUpdate/ParametersXML/UnlockPIN	49
7.1.67	CMSCardRequest/Group/User/CardUpdate/PIN	49
7.1.68	CMSCardRequest/Group/User/Account	49
7.1.69	CMSCardRequest/Group/User/Account/DN	49
7.1.70	CMSCardRequest/Group/User/Account/CN	49
7.1.71	CMSCardRequest/Group/User/Account/OU	49
7.1.72	CMSCardRequest/Group/User/Account/UPN	49
7.1.73	CMSCardRequest/Group/User/Account/SAMAccountName	50
7.1.74	CMSCardRequest/Group/User/Account/LogonName	50

7.1.75	CMSCardRequest/Group/User/Account/NewLogonName	50
7.1.76	CMSCardRequest/Group/User/Account/UniqueID	50
7.1.77	CMSCardRequest/Group/User/Account/Roles	50
7.1.78	CMSCardRequest/Group/User/Account/Roles/Role	50
7.1.79	CMSCardRequest/Group/User/Account/Roles/Role/Name	51
7.1.80	CMSCardRequest/Group/User/Account/Roles/Role/Scope	51
7.1.81	CMSCardRequest/Group/User/Account/Roles/Role/LogonMechanism	51
7.1.82	CMSCardRequest/Group/User/Account/EntrustProfile	51
7.1.83	CMSCardRequest/Group/User/Account/MaxRequestExpiryDate	52
7.1.84	CMSCardRequest/Group/User/Account/UserDataApproved	52
7.1.85	CMSCardRequest/Group/User/Account/VettingDate	53
7.1.86	CMSCardRequest/Group/User/Photo	53
7.1.87	CMSCardRequest/Group/User/Photo/Encoding	53
7.1.88	CMSCardRequest/Group/User/Photo/Data	53
7.1.89	CMSCardRequest/Group/User/Photo/DateTaken	53
7.1.90	CMSCardRequest/Group/User/Photo/Source	54
7.1.91	CMSCardRequest/Group/User/Photo/None	54
7.1.92	CMSCardRequest/Group/User/AdminGroups	54
7.1.93	CMSCardRequest/Group/User/AdminGroups/AdminGroup	55
7.1.94	CMSCardRequest/Group/User/AdminGroups/AdminGroup/Name	55
7.1.95	CMSCardRequest/Group/User/AdditionalFields	55
7.1.96	CMSCardRequest/Group/User/Actions	55
7.1.97	CMSCardRequest/Group/User/Actions/ApplicantAction	55
7.1.98	CMSCardRequest/Group/User/Actions/CertSerialNumber	56
7.1.99	CMSCardRequest/Group/User/Actions/CertPolicyName	56
7.1.100	CMSCardRequest/Group/User/Actions/StatusMappingID	56
7.1.101	CMSCardRequest/Group/User/Actions/RevocationComment	56
7.1.102	CMSCardRequest/Group/User/Actions/RevocationDelay	56
7.1.103	CMSCardRequest/Group/User/Actions/Device	57
7.1.104	CMSCardRequest/Group/User/Actions/Device/DeviceIdentifier	57
7.1.105	CMSCardRequest/Group/User/Actions/Device/DeviceIdentifier/SerialNumber	57
7.1.106	CMSCardRequest/Group/User/Actions/Device/DeviceIdentifier/SerialNumberField	57
7.1.107	CMSCardRequest/Group/User/Actions/Device/ProcessStatus	57
7.1.108	CMSCardRequest/Group/User/Actions/RequestedBy	58
7.1.109	CMSCardRequest/Group/User/Actions/Job	58
7.1.110	CMSCardRequest/Group/User/Actions/Filters	58
7.2	CMSUserUpdate structure	59
7.3	CMSImportReponse structure	60
7.3.1	CMSImportResponse/Group	60
7.3.2	CMSImportResponse/Group/Name	60
7.3.3	CMSImportResponse/Group/Result	60
7.3.4	CMSImportResponse/Group/User	60
7.3.5	CMSImportResponse/Group/User/FirstName	60
7.3.6	CMSImportResponse/Group/User/LastName	61
7.3.7	CMSImportResponse/Group/User/EmployeeID	61
7.3.8	CMSImportResponse/Group/User/LogonName	61
7.3.9	CMSImportResponse/Group/User/CardRequest	61
7.3.10	CMSImportResponse/Group/User/CardUpdate	61
7.3.11	CMSImportResponse/Group/User/UnlockCardRequest	61
7.3.12	CMSImportResponse/Group/User/Result	62
7.3.13	CMSImportResponse/Group/User/Reason	62
7.3.14	CMSImportResponse/Group/User/error	62
7.4	PivCardRequest	63
7.4.1	PivCardRequest/Parameters	64
7.4.2	PivCardRequest/Agency	64
7.4.3	PivCardRequest/Agency/DeptCode	64
7.4.4	PivCardRequest/Agency/AgencyCode	64
7.4.5	PivCardRequest/Agency/FacilityCode	64
7.4.6	PivCardRequest/Agency/AgencyName	64
7.4.7	PivCardRequest/Agency/FacilityName	65
7.4.8	PivCardRequest/Agency/DUNS	65
7.4.9	PivCardRequest/Agency/OC	65
7.4.10	PivCardRequest/Agency/OI	65
7.4.11	PivCardRequest/Agency/Department	66
7.4.12	PivCardRequest/Agency/BaseDN	66
7.4.13	PivCardRequest/Agency/Parent	66

7.4.14	PivCardRequest/Agency/AgencyAddress	66
7.4.15	PivCardRequest/Agency/AdditionalAgencyFields	67
7.4.16	PivCardRequest/Agency/Applicant	67
7.4.17	PivCardRequest/Agency/Applicant/Personal	67
7.4.18	PivCardRequest/Agency/Applicant/Personal/FirstName	67
7.4.19	PivCardRequest/Agency/Applicant/Personal/LastName	67
7.4.20	PivCardRequest/Agency/Applicant/Personal/NickName	67
7.4.21	PivCardRequest/Agency/Applicant/Personal/MiddleName	67
7.4.22	PivCardRequest/Agency/Applicant/Personal/Suffix	67
7.4.23	PivCardRequest/Agency/Applicant/Personal/Title	68
7.4.24	PivCardRequest/Agency/Applicant/Personal/Email	68
7.4.25	PivCardRequest/Agency/Applicant/Personal/Fax	68
7.4.26	PivCardRequest/Agency/Applicant/Personal/Cell	68
7.4.27	PivCardRequest/Agency/Applicant/Personal/Phone	68
7.4.28	PivCardRequest/Agency/Applicant/Personal/EmployeeID	68
7.4.29	PivCardRequest/Agency/Applicant/Personal/Address	69
7.4.30	PivCardRequest/Agency/Applicant/Personal/BirthDate	69
7.4.31	PivCardRequest/Agency/Applicant/Personal/Nationality	69
7.4.32	PivCardRequest/Agency/Applicant/Personal/Citizenship	78
7.4.33	PivCardRequest/Agency/Applicant/Personal/CountryOfBirth	78
7.4.34	PivCardRequest/Agency/Applicant/Personal/PlaceOfBirth	78
7.4.35	PivCardRequest/Agency/Applicant/Personal/ExportRestrictions	78
7.4.36	PivCardRequest/Agency/Applicant/Authentication	78
7.4.37	PivCardRequest/Agency/Applicant/Authentication/SecurityPhrase	79
7.4.38	PivCardRequest/Agency/Applicant/Authentication/SecurityPhrase/Prompt	79
7.4.39	PivCardRequest/Agency/Applicant/Authentication/SecurityPhrase/Answer	80
7.4.40	PivCardRequest/Agency/Applicant/Card	81
7.4.41	PivCardRequest/Agency/Applicant/Card/CardProfile	81
7.4.42	PivCardRequest/Agency/Applicant/Card/CardExpiryDate	82
7.4.43	PivCardRequest/Agency/Applicant/Card/Renewal	82
7.4.44	PivCardRequest/Group/User/Card/ImportCard	82
7.4.45	PivCardRequest/Agency/Applicant/Card/CardRequestedBy	83
7.4.46	PivCardRequest/Agency/Applicant/Card/JobLabel	83
7.4.47	PivCardRequest/Agency/Applicant/Card/Update	83
7.4.48	PivCardRequest/Agency/Applicant/Card/Update/OriginalSerialNumber	83
7.4.49	PivCardRequest/Agency/Applicant/Card/Update/OriginalDeviceType	83
7.4.50	PivCardRequest/Agency/Applicant/Card/Update/StatusMapping	83
7.4.51	PivCardRequest/Agency/Applicant/Card/Update/RevocationComment	83
7.4.52	PivCardRequest/Agency/Applicant/Card/Update/ParametersXML	84
7.4.53	PivCardRequest/Agency/Applicant/Card/Update/ParametersXML/RelIssue	84
7.4.54	PivCardRequest/Agency/Applicant/Card/Replacement	84
7.4.55	PivCardRequest/Agency/Applicant/Card/Replacement/OriginalSerialNumber	84
7.4.56	PivCardRequest/Agency/Applicant/Card/Replacement/OriginalDeviceType	84
7.4.57	PivCardRequest/Agency/Applicant/Card/Replacement/StatusMapping	85
7.4.58	PivCardRequest/Agency/Applicant/Card/Reprovision	85
7.4.59	PivCardRequest/Agency/Applicant/Card/CardLayout	86
7.4.60	PivCardRequest/Agency/Applicant/Card/SerialNumber	86
7.4.61	PivCardRequest/Agency/Applicant/Card/DeviceType	86
7.4.62	PivCardRequest/Group/User/Card/Container	86
7.4.63	PivCardRequest/Group/User/Card/Certificate	86
7.4.64	PivCardRequest/Agency/Applicant/Account	86
7.4.65	PivCardRequest/Agency/Applicant/Account/DN	86
7.4.66	PivCardRequest/Agency/Applicant/Account/AlternateDN	87
7.4.67	PivCardRequest/Agency/Applicant/Account/CN	87
7.4.68	PivCardRequest/Agency/Applicant/Account/OU	87
7.4.69	PivCardRequest/Agency/Applicant/Account/UPN	87
7.4.70	PivCardRequest/Agency/Applicant/Account/SAMAccountName	87
7.4.71	PivCardRequest/Agency/Applicant/Account/Domain	87
7.4.72	PivCardRequest/Agency/Applicant/Account/LogonName	87
7.4.73	PivCardRequest/Agency/Applicant/Account/Roles	88
7.4.74	PivCardRequest/Agency/Applicant/Account/Roles/Role	88
7.4.75	PivCardRequest/Agency/Applicant/Account/EntrustProfile	88
7.4.76	PivCardRequest/Agency/Applicant/Account/MaxRequestExpiryDate	89
7.4.77	PivCardRequest/Agency/Applicant/Position	89
7.4.78	PivCardRequest/Agency/Applicant/Position/EmployeeAssociation	89
7.4.79	PivCardRequest/Agency/Applicant/Position/EmployeeAffiliation	90
7.4.80	PivCardRequest/Agency/Applicant/Position/Rank	90

7.4.81	PivCardRequest/Agency/Applicant/Position/EmergencyRole	90
7.4.82	PivCardRequest/Agency/Applicant/Position/Privilege	90
7.4.83	PivCardRequest/Agency/Applicant/Position/ApplicantPosition	91
7.4.84	PivCardRequest/Agency/Applicant/Position/ExtraInfo	91
7.4.85	PivCardRequest/Agency/Applicant/Sponsor	91
7.4.86	PivCardRequest/Agency/Applicant/Sponsor/SponsorName	91
7.4.87	PivCardRequest/Agency/Applicant/Sponsor/SponsorPosition	91
7.4.88	PivCardRequest/Agency/Applicant/Sponsor/SponsorAgency	91
7.4.89	PivCardRequest/Agency/Applicant/Sponsor/SponsorEmail	91
7.4.90	PivCardRequest/Agency/Applicant/Sponsor/SponsorPhoneNumber	91
7.4.91	PivCardRequest/Agency/Applicant/Biometry	92
7.4.92	PivCardRequest/Agency/Applicant/Biometry/HeightInches	92
7.4.93	PivCardRequest/Agency/Applicant/Biometry/WeightLbs	92
7.4.94	PivCardRequest/Agency/Applicant/Biometry/Gender	92
7.4.95	PivCardRequest/Agency/Applicant/Biometry/EyeColor	92
7.4.96	PivCardRequest/Agency/Applicant/Biometry/HairColor	93
7.4.97	PivCardRequest/Agency/Applicant/Biometry/Race	93
7.4.98	PivCardRequest/Agency/Applicant/Biometry/BioSample	94
7.4.99	PivCardRequest/Agency/Applicant/Biometry/Signature	96
7.4.100	PivCardRequest/Agency/Applicant/IdentityDocs	97
7.4.101	PivCardRequest/Agency/Applicant/NACI	98
7.4.102	PivCardRequest/Agency/Applicant/NACI/NACCaseNumber	98
7.4.103	PivCardRequest/Agency/Applicant/NACI/NACICaseNumber	98
7.4.104	PivCardRequest/Agency/Applicant/NACI/Check	99
7.4.105	PivCardRequest/Agency/Applicant/NACI/CardIssuanceApproved	100
7.4.106	PivCardRequest/Agency/Applicant/NACI/Comments	100
7.4.107	PivCardRequest/Agency/Applicant/NACI/VettingDate	100
7.4.108	PivCardRequest/Agency/Applicant/Photo	100
7.4.109	PivCardRequest/Agency/Applicant/System	101
7.4.110	PivCardRequest/Agency/Applicant/System/GUID	101
7.4.111	PivCardRequest/Agency/Applicant/System/CredNo	101
7.4.112	PivCardRequest/Agency/Applicant/System/CS	101
7.4.113	PivCardRequest/Agency/Applicant/System/POA	101
7.4.114	PivCardRequest/Agency/Applicant/System/ICL	101
7.4.115	PivCardRequest/Agency/Applicant/System/UserStatus	102
7.4.116	PivCardRequest/Agency/Applicant/System/IssuanceNotifyURL	102
7.4.117	PivCardRequest/Agency/Applicant/System/CancelNotifyURL	102
7.4.118	PivCardRequest/Agency/Applicant/System/CMSIssuanceNotifyURL	102
7.4.119	PivCardRequest/Agency/Applicant/AdminGroups	103
7.4.120	PivCardRequest/Agency/Applicant/AdminGroups/AdminGroup	103
7.4.121	PivCardRequest/Agency/Applicant/AdminGroups/AdminGroup/Name	103
7.4.122	PivCardRequest/Agency/Applicant/AdditionalFields	104
7.4.123	PivCardRequest/Agency/Applicant/Actions	104
7.4.124	PivCardRequest/Agency/Applicant/Actions/ApplicantAction	104
7.4.125	PivCardRequest/Agency/Applicant/Actions/CertSerialNumber	104
7.4.126	PivCardRequest/Agency/Applicant/Actions/CertPolicyName	104
7.4.127	PivCardRequest/Agency/Applicant/Actions/StatusMappingID	105
7.4.128	PivCardRequest/Agency/Applicant/Actions/RevocationComment	105
7.4.129	PivCardRequest/Agency/Applicant/Actions/Device	105
7.4.130	PivCardRequest/Agency/Applicant/Actions/Device/DeviceIdentifier	105
7.4.131	PivCardRequest/Agency/Applicant/Actions/Device/DeviceIdentifier/SerialNumber	105
7.4.132	PivCardRequest/Agency/Applicant/Actions/Device/DeviceIdentifier/SerialNumberField	105
7.4.133	PivCardRequest/Agency/Applicant/Actions/Device/ProcessStatus	105
7.4.134	PivCardRequest/Agency/Applicant/Actions/Job	106
7.5	PivApplicantUpdate structure	106
7.6	PivImportResponse structure	107
7.6.1	PivImportResponse/Agency	107
7.6.2	PivImportResponse/Agency/AgencyName	107
7.6.3	PivImportResponse/Agency/AgencyCode	107
7.6.4	PivImportResponse/Agency/Result	107
7.6.5	PivImportResponse/Agency/Applicant	108
7.6.6	PivImportResponse/Agency/Applicant/FirstName	108
7.6.7	PivImportResponse/Agency/Applicant/LastName	108
7.6.8	PivImportResponse/Agency/Applicant/EmployeeID	108
7.6.9	PivImportResponse/Agency/Applicant/CardRequest	108
7.6.10	PivImportResponse/Agency/Applicant/CardUpdate	108
7.6.11	PivImportResponse/Agency/Applicant/CardRequestFailReason	108

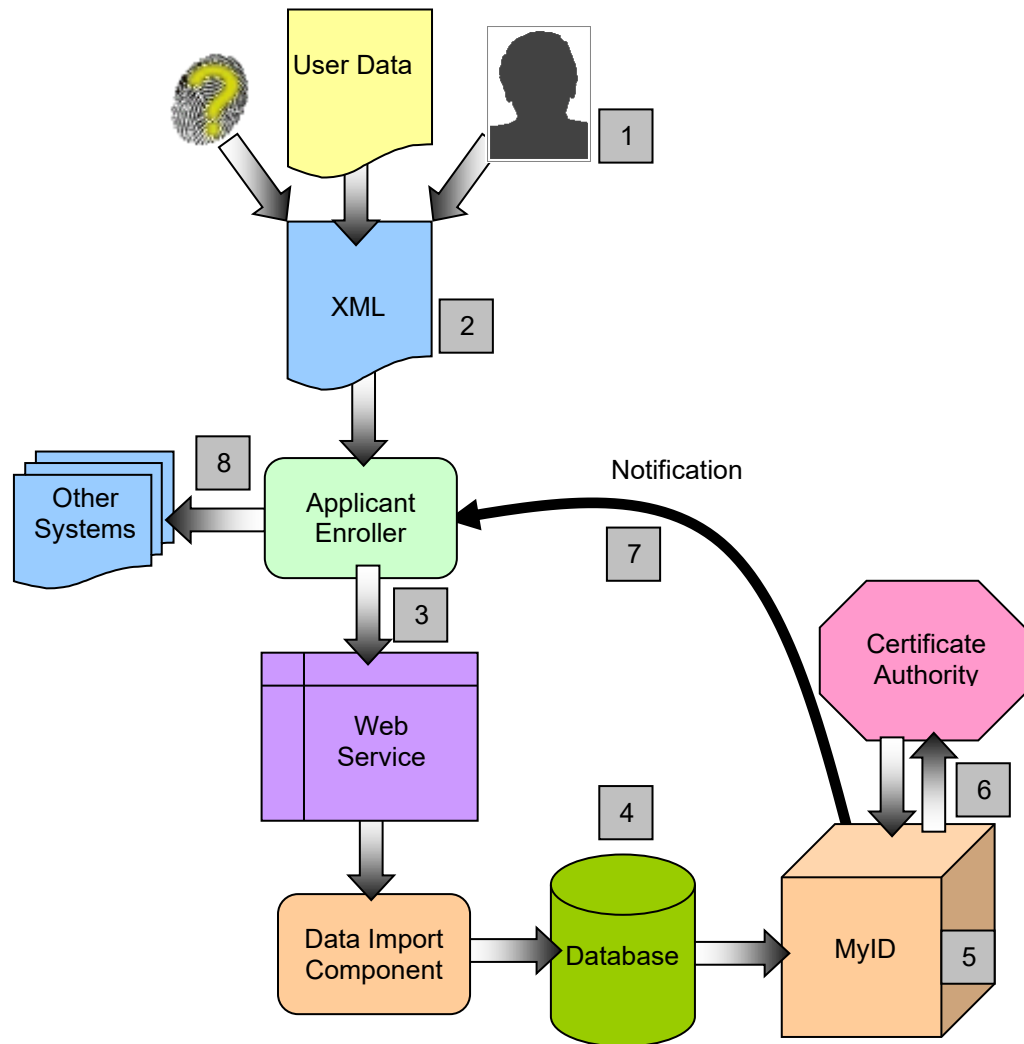
7.6.12	PivImportResponse/Agency/Applicant/Result.....	109
7.6.13	PivImportResponse/Agency/Applicant/Reason.....	109
8	MyIDEnroll WSDL	110
9	XML schemas.....	114
9.1	Schema file locations.....	114
9.2	MyIDBaseTypes	115
9.3	CMSSchemaTypes.....	121
9.4	CMSCardRequest schema	128
9.5	CMSUserUpdate schema	129
9.6	CMSImportResponse schema	131
9.7	PIVSchemaTypes	132
9.8	PivCardRequest.....	149
9.9	PivApplicantUpdate	151
9.10	PivImportResponse	154
10	Sample Files.....	156
10.1	CMS sample	156
10.2	PIV sample	157

1 Introduction

The MyID® Lifecycle API allows you to add and update users in the MyID database by sending XML documents to a web service. You can also request credentials that can then be collected from any MyID card issuing station.

Note: You cannot use the Lifecycle API to request mobile credentials; instead, you must use the Credential Web Service. See the [Credential Web Service](#) document for details.

1.1 The Lifecycle API in the card issuance process

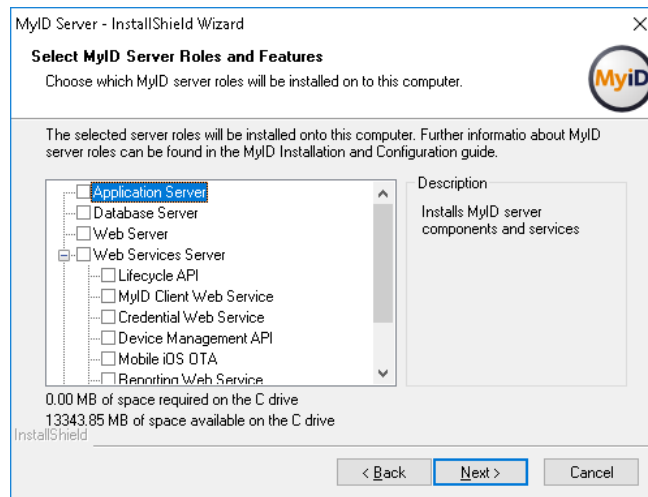


1. External to MyID, capture the user data, including the user's picture.
2. Compile the data into an XML document. Encode the image into this file.
3. Send the XML data to the MyIDEnroll web service.
4. MyID imports the user data, then passes back an XML report containing information on whether the user's record was imported correctly. MyID creates a card request for the added person.
5. If the credential profile being issued requires validation, the card request must be approved in MyID.
6. When the card is issued, MyID submits requests for certificates to the certificate authority.
7. MyID sends a notification through HTTP to the applicant enroller that the card has been issued.
Contact Intercede professional services for information on setting up notifications.
8. The enroller can then notify other systems that the card has been issued and activated.

2 Lifecycle API Web Service

2.1 Installing the service

To install this API, you must select the **Lifecycle API** option when you install MyID. See the [Installation and Configuration Guide](#) for details.



2.2 Security settings

When the Lifecycle API web service (MyIDEnroll) is installed, it is configured so that it is impossible to authenticate to the service (a combination of **ASP.Net Impersonation** and **Windows Authentication** means you cannot call the web service). If you try to call the web service, you will see an error similar to the following:

```
HTTP Error 500.24 - Internal Server Error
```

The Lifecycle API is a powerful feature that allows a caller to add users, edit users, and request issuance of credentials; therefore you *must* restrict its usage.

If your system requires the Lifecycle API to be available to trusted callers, you must configure IIS to allow this.

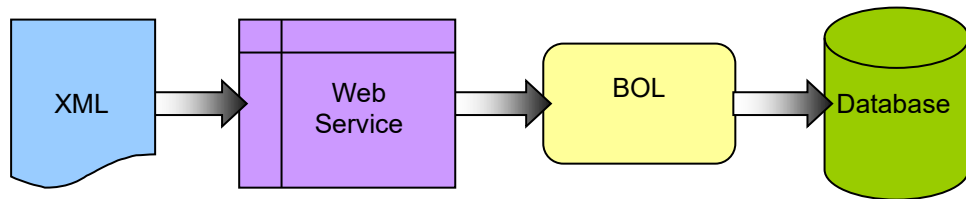
Review the authentication requirements for the MyIDEnroll web service in IIS and configure it. For more information, see the [Securing Websites and Web Services](#) document.

For production systems, you must ensure anonymous access is disabled.

Once you have configured the authentication mechanism you want to use for MyIDEnroll, disable the **ASP.NET Impersonation** option for the web service in IIS; if you are not using **Windows Authentication**, you must also disable this option.

2.3 Overview

The web service communicates with the MyID server components (the BOL) to import the data.



You post the XML document to the web service. This service processes the XML and passes the transformed data to the BOL.

The BOL performs actions on the data, updating the database if necessary, then returns a response to the web service describing the actions it has carried out. The web service then returns the status to the sender.

2.4 Increasing the maximum pool size

When using MyID web services (for example, MyIDEnroll) under heavy load, you may experience some problems; these may be caused by the .Net framework not releasing COM components correctly, affecting the eConfiguration objects used by MyID.

To solve this issue, you can increase the maximum pool size:

1. Open the Windows Component Services MMC snapin.
2. Expand **Component Service > Computers > My Computer > COM+ Applications > Edefice_BOL > Components**.
3. Right-click **EConfiguration.Configuration.1**, then from the pop-up menu select **Properties**.
4. Click the **Activation** tab.
5. Set the **Maximum Pool Size** to 100.
6. Click **OK**.

Once you have made the change, you must restart the Edefice_BOL component.

1. Open the Windows Component Services MMC snapin.
2. Expand **Component Service > Computers > My Computer > COM+ Applications**.
3. Right-click **Edefice_BOL** and select **Shut down** from the pop-up menu.

The component will start again automatically when it is next needed.

2.5 Timeouts

If the import process takes too long to process, the Lifecycle API returns an error message stating that the process timed out. For example:

```
<PivImportResponse
xmlns="http://www.intercede.com/MyIDPIVSchema/PIVImportResponse">
  <error>
    <description>System.Runtime.InteropServices.COMException (0x800468CA):
Error: 0x800468ca : AsyncJob - Timed out waiting for import response
Info: ASyncImport.EXE
-----
Exception raised in function: CFileImportImpl::ProcessFileImport
In file .\FileImportImpl.cpp at line 475

    at EDEFICE_BOLLib.EdeficeBOLClass.ProcessFileImport(String bstrXMLInstructions)
    at MyIDEnroll.transferData(XmlDocument outputXML)
    at MyIDEnroll.PIVXMLWebImport(String xmlIn) </description>
  </error>
</PivImportResponse>
```

The timeout is set to 60 seconds by default. If you want to change this value, you can edit the registry on the MyID application server.

In the following area of the registry:

```
HKEY_LOCAL_MACHINE\SOFTWARE\Intercede\Edefice\ImportExport
```

Set the `Timeout` `DWORD` value to the number of seconds the service will wait for an import to complete.

2.6 Supported options

Items that are marked as "not supported" are part of the schema definition, but must not be used. These items may be legacy functionality that is no longer available, reserved for future use, or require additional changes to your MyID server to enable their use.

2.7 Known issues

- **IKB-67 – Limit to concurrent transactions**

Performance of this web service may vary based on a range of factors. This includes network load, server performance, and the volume of transactions taking place within the MyID architecture. For example, the API is expected to operate correctly with up to 15 concurrent transactions taking place. However, beyond this level, further issues may occur such as database timeouts. Increasing server performance may help overcome these issues, but the predicted volumes for your business processes should be part of your capacity planning of the solution.

- **IKB-288 – Job ID not returned for some job types**

When an update or certificate renewal job for a device is requested using the Lifecycle API, an issue has been identified that causes the Job ID not to be returned to the calling system.

The response received is:

```
<CardRequest>0</CardRequest>
```

However, the job will have been created successfully in MyID.

3 Preparing the data for import

You must create an XML document containing all of the data you want to import using the XML web import service.

The XML document may contain information such as:

- Data for a user
- Core user fields
- User security phrases
- User role and scope to use
- Entrust profile to use
- Extended user fields
- Core group fields
- Extended group fields
- Credential profile to use
- Card expiry date
- Card renewal request
- Images: user photographs and document scans

To make sure the data is transformed into the correct format, you must use an XML schema supported by MyID. See section 9, *XML schemas* for details of the schemas you can use.

Different schemas are available for adding new users to MyID and updating existing users.

3.1 CMS and PIV differences

While the CMS and PIV schemas have similarities, the PIV schema contains extra information to allow you to import information about PIV applicants and PIV agencies, and is appropriate only for PIV-based systems.

In addition, where the user node in CMS schemas is called `<User>`, in PIV the corresponding node is `<Applicant>`. Similarly, in CMS schemas, the group node is called `<Group>`, while in PIV the corresponding node is `<Agency>`.

Note: Do not use the CMS schemas to request or update PIV cards. You can, however, use the CMS schemas to request or update CIV cards.

3.2 Escaping characters

You must use valid XML for your import files; this includes escaping special characters such as `&`, `<` and `>`. If the XML is invalid, the import service will not process it.

3.2.1 DNs

MyID assumes that the DN is correctly escaped; if it is not, any people in that group will have invalid DNs. To correct this, you must remove the person, correct the group base DN, then add the person again.

The characters that you must escape are:

`, = + < > \ # ; "`

To use any of these characters, you must enclose them in double quotes. Additionally, you must prefix any " (double quote) or \ (slash) character with a \ (slash).

For example:

```
John Smith, Jnr
```

should be escaped as

```
cn="John Smith, Jnr", o=...
```

If you have an o value of:

```
Smith "Budget" Cars
```

this should be escaped as:

```
o="Smith \"Budget\" Cars", c=...
```

3.3 Encoding images

You must encode the images with Base64 encoding within the XML document. The XML web import service can then extract the image data and upload the images to the MyID database.

3.4 Advanced settings

Settings are stored in a file called `settings.xml` in the same folder as the `MyIDEnroll.asmx` file.

The following parameters are available:

- `SourceID`
- `IssueDate`
- `GenerateUserDN`
- `ActionOnDuplicate`
- `RolesActionOnDuplicate`
- `DeleteMissingUsers`
- `PushToLDAP`
- `CreateUnknownGroups` – not supported
- `AuditAll`
- `DataType`
- `CheckImportResponseSchema`
- `SynchronousImport` – not supported. Do not use.
- `DefaultUserRole`
- `DisallowCertificateSuspension` – PIV systems only.
- `CardRequestThrottling` – PIV systems only.

You can include these settings in your XML import document; these settings override any default settings from the `settings.xml` file. If the settings are missing from the XML document, the values in the `settings.xml` file are used instead.

See section 5, *Advanced settings* for details of the parameters available in the XML import document.

3.5 Adding and modifying users

When you provide the XML import information to the import web service, if the user does not already exist, the user is created. If the user already exists, but you provide different details for the user, the user is updated in the MyID database.

3.6 Requesting cards

When you provide the XML information to the import web service, if you provide details of a card in the `<Card>` node, a card request is created.

Note: If the user already exists in the database, you must set the `<Renewal>` node to `true`, or card request jobs will *not* be created.

3.7 Enabling, disabling and removing users

You can use the import feature to enable, disable or remove users. To disable or remove a user, add a keyword to the XML import file.

3.7.1 Removing users

In the user node (`User` for CMS, `Applicant` for PIV), add an `<Actions>` node. Within this, add the following to remove the user:

```
<ApplicantAction>Remove</ApplicantAction>
<StatusMappingID>ID</StatusMappingID>
<RevocationComment>Comment</RevocationComment>
```

Where `ID` is the ID of the revocation or suspension code from the `StatusMapping` table in the database (see section 3.7.5, [Status mapping codes](#)), and `Comment` specifies the comment used when revoking or suspending user certificates, and also appears in the system audit reports.

3.7.2 Disabling users

To disable a user, use the following:

```
<ApplicantAction>Disable</ApplicantAction>
<StatusMappingID>ID</StatusMappingID>
<RevocationComment>Comment</RevocationComment>
```

Where `ID` is the ID of the revocation or suspension code from the `StatusMapping` table in the database (see section 3.7.5, [Status mapping codes](#)), and `Comment` specifies the comment used when revoking or suspending user certificates, and also appears in the system audit reports.

The user is removed or disabled, and their cards and certificates are canceled or suspended as appropriate.

- IKB-261 – User certificates not revoked when suspending a user with an `ApplicantAction` of `Disable`

When disabling a user using the Lifecycle API, certificates are suspended instead of fully revoked, when the `StatusMappingID` specified should result in a full revocation. To work around this issue, trigger device revocation before suspending the user account using `CancelDevices`; see section 3.10.1, [Canceling cards](#).

Alternatively, adding `DisallowCertificateSuspension` to the `settings.xml` with a value of `1` will allow the status mapping to be used to determine specific revocation actions that take place; see section 5, [Advanced settings](#) for details.

3.7.3 Enabling users

If you omit the `<Actions>` node, and the user is already in the database and disabled, the import process enables the user again.

3.7.4 Updating users who were imported from LDAP

If you are using the Lifecycle API to update users who were originally imported from LDAP, and you want the changes to be pushed to the directory, you must include the user's `Group` node to allow the update to determine the LDAP ID.

3.7.5 Status mapping codes

The following table lists the default status mapping codes from the `StatusMapping` table in the MyID database.

Note: These are the default settings, and may be customized for your own installation. When using the Lifecycle API, you cannot specify the mapping codes with negative IDs – these are reserved for system use.

ID	Status	Description
-11	Other Device issued - cancel	System use only, do not use.
-10	Device issued disabled	System use only, do not use.
-9	Automated card update	System use only, do not use.
-8	Automated shared certificate update	System use only, do not use.
-7	Update requested by API	System use only, do not use.
-6	Other Device issued	System use only, do not use.
-5	Revoked/Suspend for timeout at deferred collection	System use only, do not use.
-4	Revoked/Suspend due to timeout in issuance	System use only, do not use.
-3	Revoked/Suspended due to user disabled in LDAP	System use only, do not use.
-2	Revoked due to user removal from LDAP	System use only, do not use.
-1	Revoked due to too many suspensions	System use only, do not use.
0	Unspecified or Automated Processes	System use only, do not use.
1	Lost	The device has been permanently lost.
2	Damaged	The device has been rendered inoperable and should be permanently replaced.
3	Stolen	The device has been stolen and should be replaced.
4	Forgotten	The device has been misplaced and a temporary replacement is required.
5	Permanently Blocked	The device should no longer be used.
6	Compromised	The device has been compromised. A replacement is required.
7	Device holder on leave	The device holder is away temporarily and the device should no longer work until it is re-enabled.

ID	Status	Description
8	Pending Investigation	The device is being investigated and should be suspended temporarily. The device should no longer work until it is re-enabled.
9	Non-payment of services	The device should be disabled permanently.
10	Device holder leaving or changing role	The device holder has left their current role and their device should be blocked permanently.
11	Device holder details change	Information about the device holder has been changed and a new device is needed.
12	Pending Activation	The device is temporary suspended pending activation.
15	Revocation (other)	The device has been permanently blocked for a user-defined reason.
16	Suspension (other)	The device has been temporarily suspended for a user-defined reason.
17	Found Original	This temporary device has been revoked because the device holder found their original device.
18	Original device Compromised	The original device has been compromised so this device must also be considered to have been compromised.
19	Request device Renewal	This device is being replaced or refreshed and shall no longer be active on the system; all certificates will be available for the replacement device.
20	Batch Failed	The device was as part of a batch that failed and must be permanently cancelled.
21	Bureau Failure	There was a failure at the bureau and the device must be permanently cancelled.
22	Processing Failure	There was a processing failure and the device must be permanently cancelled.
25	Poor print quality	The device was printed to an unacceptable standard and must be permanently cancelled.
26	Printing misaligned	The printing on the device is not aligned properly and the device must be permanently cancelled.
27	Poor lamination quality	The device was laminated incorrectly and must be permanently cancelled.
28	Incorrect layout printed	The device was printed with the incorrect layout and must be permanently cancelled.
32	Cancel device and leave Certificates	The device is to be cancel but the certificates are to remain active.
33	Cancel Certificates and leave device	The certificates are to be cancelled but the device is to remain active.
47	Derived Credential Original Revoked	Cancels Derived Credentials on notification of the original credential being revoked.
66	Derived Credential Notification Listener	Cancels Derived Credentials on notification of the original credential being revoked.
70	Compromised – Reissue Shared Certificates	A device has been compromised; any certificates shared with other devices will be reissued.
71	Credential Profile Update (no revocation)	There has been an update to the credential profile, but no certificates will be revoked.
72	Credential Profile Update (full revocation)	There has been an update to the credential profile and all certificates will be revoked.

ID	Status	Description
73	Details Change – re-issue archived certificates	The user's details have been changed and all certificates must be re-issued. Non-archived certificates will not be revoked.
74	Mobile Issued	Mobile issued, cancel Certificate Package.
75	Reissue credentials	Credentials are being re-issued.
76	8 Hour access	8 Hour access.
77	24 Hour access	24 Hour access
78	2 Day access	2 Day access.
79	1 Week access	1 Week access.
80	Cancel temporary card during replacement	Cancel temporary card during replacement certificates are revoked and device cancelled.
81	Unrestricted access	Unrestricted access.
82	Reissue mobile	Reissue a partially issued mobile credential.
83	User details have changed	Used when requesting a card update and the user's details have changed, requiring a reprovision of the card.
84	There is a problem with the device	Used when requesting a card update and there is a problem with the card, requiring a reprovision of the card.
85	New credential profile needs to be applied	Used when requesting a card update and significant credential profile changes, for example data model changes, are needed, requiring a reprovision of the card.
86	New certificates need to be added to the device	Used when requesting a card update when there are only certificate changes required.

Status mapping actions for PIV systems

The following table shows the specific actions for certificates and archived certificates for each status mapping code on a PIV system.

ID	PKI Action	Archive PKI Action (PIV)
-11	Revoke.	Revoke.
-10	Suspend.	Suspend.
-9	Do not revoke; allow recovery to new device.	Do not revoke. Certificate is available for live recovery on subsequent devices.
-8	Do not revoke; allow recovery to new device.	Do not revoke. Certificate is available for live recovery on subsequent devices.
-7	Do not revoke; allow recovery to new device.	Do not revoke. Certificate is available for live recovery on subsequent devices.
-6	Suspend.	Do not revoke. Certificate is available for live recovery on subsequent devices.
-5	Suspend.	Do not revoke. Certificate is available for live recovery on subsequent devices.
-4	Suspend.	Do not revoke. Certificate is available for live recovery on subsequent devices.
-3	Suspend.	Do not revoke. Certificate is available for live recovery on subsequent devices.
-2	Revoke.	Revoke.
-1	Revoke.	Revoke.
0	Revoke.	Revoke.
1	Revoke.	Revoke.

ID	PKI Action	Archive PKI Action (PIV)
2	Revoke.	Revoke.
3	Revoke.	Revoke.
4	Suspend.	Do not revoke. Certificate is available for live recovery on subsequent devices.
5	Revoke.	Revoke.
6	Revoke.	Revoke.
7	Suspend.	Do not revoke. Certificate is available for live recovery on subsequent devices.
8	Suspend.	Do not revoke. Certificate is available for live recovery on subsequent devices.
9	Revoke.	Revoke.
10	Revoke.	Revoke.
11	Revoke.	Revoke.
12	Suspend.	Do not revoke. Certificate is available for live recovery on subsequent devices.
15	Revoke.	Revoke.
16	Suspend.	Do not revoke. Certificate is available for live recovery on subsequent devices.
17	Revoke.	Do not revoke. Certificate is available for live recovery on subsequent devices.
18	Revoke.	Revoke.
19	Do not revoke; allow recovery to new device.	Do not revoke. Certificate is available for live recovery on subsequent devices.
20	Revoke.	Revoke.
21	Revoke.	Revoke.
22	Do not revoke.	Revoke.
25	Revoke.	Revoke.
26	Revoke.	Revoke.
27	Revoke.	Revoke.
28	Revoke.	Revoke.
32	Do not revoke. Certificate is available for live recovery on subsequent devices.	Do not revoke. Certificate is available for live recovery on subsequent devices.
33	Revoke.	Revoke.
66	Revoke.	Revoke.
70	Revoke.	Revoke.
71	Do not revoke; allow recovery to new device.	Do not revoke. Certificate is available for live recovery on subsequent devices.
72	Revoke.	Revoke.
73	Do not revoke; allow recovery to new device.	Revoke.
74	Suspend.	Do not revoke. Certificate is available for live recovery on subsequent devices.
75	Do not revoke. Certificate is available for live recovery on subsequent devices.	Do not revoke. Certificate is available for live recovery on subsequent devices.

ID	PKI Action	Archive PKI Action (PIV)
76	Revoke.	Revoke.
77	Revoke.	Revoke.
78	Revoke.	Revoke.
79	Revoke.	Revoke.
80	Revoke.	Revoke.
81	Revoke.	Revoke.
82	Revoke.	Revoke.
83	Revoke.	Revoke.
84	Revoke.	Revoke.
85	Revoke.	Revoke.
86	Revoke.	Revoke.

Status mapping actions for non-PIV systems

The following table shows the specific actions for certificates and archived certificates for each status mapping code on a non-PIV system.

ID	PKI Action	Archive PKI Action (non-PIV)
-11	Revoke.	Revoke.
-10	Suspend.	Suspend.
-9	Do not revoke; allow recovery to new device.	Do not revoke. Certificate is available for live recovery on subsequent devices.
-8	Do not revoke; allow recovery to new device.	Do not revoke. Certificate is available for live recovery on subsequent devices.
-7	Do not revoke; allow recovery to new device.	Do not revoke. Certificate is available for live recovery on subsequent devices.
-6	Suspend.	Do not revoke. Certificate is available for live recovery on subsequent devices.
-5	Suspend.	Do not revoke. Certificate is available for live recovery on subsequent devices.
-4	Suspend.	Do not revoke. Certificate is available for live recovery on subsequent devices.
-3	Suspend.	Do not revoke. Certificate is available for live recovery on subsequent devices.
-2	Revoke.	Revoke.
-1	Revoke.	Revoke.
0	Revoke.	Revoke.
1	Revoke.	Revoke.
2	Revoke.	Do not revoke. Certificate is available for live recovery on subsequent devices.
3	Revoke.	Revoke.
4	Suspend.	Do not revoke. Certificate is available for live recovery on subsequent devices.
5	Revoke.	Do not revoke. Certificate is available for live recovery on subsequent devices.
6	Revoke.	Revoke.
7	Suspend.	Do not revoke. Certificate is available for live recovery on subsequent devices.

ID	PKI Action	Archive PKI Action (non-PIV)
8	Suspend.	Do not revoke. Certificate is available for live recovery on subsequent devices.
9	Revoke.	Revoke.
10	Revoke.	Revoke.
11	Revoke.	Revoke.
12	Suspend.	Do not revoke. Certificate is available for live recovery on subsequent devices.
15	Revoke.	Revoke.
16	Suspend.	Do not revoke. Certificate is available for live recovery on subsequent devices.
17	Revoke.	Do not revoke. Certificate is available for live recovery on subsequent devices.
18	Revoke.	Revoke.
19	Do not revoke; allow recovery to new device.	Do not revoke. Certificate is available for live recovery on subsequent devices.
20	Revoke.	Revoke.
21	Revoke.	Revoke.
22	Do not revoke.	Revoke.
25	Revoke.	Revoke.
26	Revoke.	Revoke.
27	Revoke.	Revoke.
28	Revoke.	Revoke.
32	Do not revoke. Certificate is available for live recovery on subsequent devices.	Do not revoke. Certificate is available for live recovery on subsequent devices.
33	Revoke.	Revoke.
66	Revoke.	Revoke.
70	Revoke.	Revoke.
71	Do not revoke; allow recovery to new device.	Do not revoke. Certificate is available for live recovery on subsequent devices.
72	Revoke.	Revoke.
73	Do not revoke; allow recovery to new device.	Revoke.
74	Suspend.	Do not revoke. Certificate is available for live recovery on subsequent devices.
75	Do not revoke. Certificate is available for live recovery on subsequent devices.	Do not revoke. Certificate is available for live recovery on subsequent devices.
76	Revoke.	Revoke.
77	Revoke.	Revoke.
78	Revoke.	Revoke.
79	Revoke.	Revoke.
80	Revoke.	Revoke.
81	Revoke.	Revoke.
82	Revoke.	Revoke.
83	Revoke.	Revoke.

ID	PKI Action	Archive PKI Action (non-PIV)
84	Revoke.	Revoke.
85	Revoke.	Revoke.
86	Revoke.	Revoke.

3.8 Importing additional fields

Note: Attempting to import an additional field that does not exist in the database causes a failure.

3.8.1 Additional user fields

You can import information into additional extended fields using the data import. In the user node, add an `<AdditionalFields>` node. Within this, add a node for each additional user (`xu`) field you want to import for the user.

For example:

```
<AdditionalFields>
  <Xu1000>User Information</Xu1000>
  <Xu1001>More User Information</Xu1001>
  <Xu1002>Even More User Information</Xu1002>
</AdditionalFields>
```

3.8.2 Additional group fields

You can also add additional information to the group. For CMS, within the group node, add an `<AdditionalFields>` node. For PIV, within the agency node, add an `<AdditionalAgencyFields>` node.

Within this, add a node for each additional group (`xg`) field that you want to import into the group's record.

For example:

```
<AdditionalFields>
  <Xg1000>Group Information</Xg1000>
</AdditionalFields>
```

If you add extended user (`xu`) fields to the `AdditionalFields` node in the group node, or extended group (`xg`) fields to the `AdditionalFields` node in the user node, these are ignored.

3.8.3 Additional job fields

To add additional information to the job created, add an `<AdditionalFields>` node to the `<Card>` node. Within this, add a node for each additional job (`xj`) field you want to import.

3.9 Importing users into Entrust

If you add the `<EntrustProfile>` node to the `<Account>` node, you can specify an Entrust profile for the user. If this node is present in the import XML, the user is added to Entrust using the specified Entrust Profile Template.

For example:

```
<Account>
  ...
  <EntrustProfile>MyEntrustTemplate</EntrustProfile>
</Account>
```

3.10 Canceling credentials and jobs

You can cancel credentials (for example, smart cards) and jobs using the `CMSCardRequest` method through the import service.

Note: If you want to cancel credentials or jobs, you do not have to include a `Card` node unless you also want to request a card at the same time.

3.10.1 Canceling cards

To cancel all of a user's credentials, pass an `ApplicantAction` of `CancelDevices`; for example:

```
<Actions>
  <ApplicantAction>CancelDevices</ApplicantAction>
  <StatusMappingID>ID</StatusMappingID>
  <RevocationComment>Comment</RevocationComment>
</Actions>
```

To cancel a specific credential, pass an `ApplicantAction` of `CancelDevice`. To identify the card you must include a `Device` node containing the card's serial number and device type.

You can cancel more than one credential in a single request by including more than one `Device` element.

Because not all systems track the serial number of the card, you can use a lookup mechanism to identify the card. For each field you want to look up, include the following:

```
<DeviceIdentifier>
  <SerialNumber>[identifier]</SerialNumber>
  <SerialNumberField>[field to look up]</SerialNumberField>
</DeviceIdentifier>
```

The field can be the name of any field present in the `vDevices` view; for example, `SerialNumber` for the standard card serial number, or `HIDSerialNumber` for the HID serial number. You can have multiple `DeviceIdentifier` nodes for each device.

Note: If you do not include a `SerialNumberField` node, MyID will use a default value of `SerialNumber`.

For example, to cancel a card with `HIDSerialNumber` 0011778, pass through the following:

```
<Actions>
  <ApplicantAction>CancelDevice</ApplicantAction>
  <StatusMappingID>ID</StatusMappingID>
  <RevocationComment>Comment</RevocationComment>
  <Device>
    <DeviceIdentifier>
      <SerialNumber>0011778</SerialNumber>
      <SerialNumberField>HIDSerialNumber</SerialNumberField>
    </DeviceIdentifier>
  </Device>
</Actions>
```

You can cancel only the cards associated with the applicant. You can cancel suspended cards. You must pass the fields `StatusMappingID` and `RevocationComment` as normal.

3.10.2 Canceling jobs

To cancel all a user's jobs, pass an `ApplicantAction` of `CancelAllJobs`; for example:

```
<Actions>
  <ApplicantAction>CancelAllJobs</ApplicantAction>
</Actions>
```

Note: If the card is currently being processed by the bureau, the job is failed instead of canceled.

To cancel a single job, use an `ApplicantAction` of `CancelJob`, then include a `<Job>` node containing the ID of the job to cancel; for example:

```
<Actions>
  <ApplicantAction>CancelJob</ApplicantAction>
  <Job>12345</Job>
</Actions>
```

You can use the Reporting Web Service API to query the `Jobs` table to find the ID, or use Project Designer to create a custom MI Report that includes the ID in the list of jobs.

3.10.3 Filtering job cancellations

The feature to filter job cancellations using criteria is now "End of Life". The `Filters` node remains in the Lifecycle API schema, but cannot be used.

To cancel a specific job, use:

```
<ApplicantAction>CancelJob</ApplicantAction>
```

See section [3.10.2, *Canceling jobs*](#) for details.

3.11 Importing operator credentials

As part of a user import, you can import a smart card that has been issued on an external system so that it can be used, unchanged, as an operator card in MyID. If the user account already exists, the operator card is added to the user's record.

You must create a credential profile that will be assigned to imported operator credentials. This credential profile must have the **Contact** capability and must be configured to use the **Imported Authentication** certificate policy in the Unmanaged certificate authority for MyID signing.

To import a device, you need to know the following details about the device:

- The credential profile name you want to use for the imported credential – specify in the `CardProfile` node.
- Serial number – specify in the `SerialNumber` node.
- Device type name – specify in the `DeviceType` node.
- The container name on the card that the certificate is stored in – specify in the `Container` node.
- The Base 64-encoded public part of the certificate to be used for signing – specify in the `Certificate` node.

The certificate must have a valid date; it cannot have expired, and cannot be valid from a future date. MyID does not carry out a CRL check.

If the **Validate logon certificate** option (on the **Logon** page of the **Security Settings** workflow) is set, the MyID application server must trust the issuing CA and have access to the CRL.

You must set the **Migrated Non-archived Certificate Policy** option (on the **Import & Export** page of the **Operation Settings** workflow) to the following value:

- Imported Authentication

This information is passed in through the `Card` node; a sample import may look like this:

```
<Card>
  <CardProfile>Imported Card</CardProfile>
  <ImportCard>true</ImportCard>
  <SerialNumber>1324657980</SerialNumber>
  <DeviceType>Oberthur ID-One PIV</DeviceType>
  <Container>5FC105</Container>
  <Certificate>MIIG1DCCBYgA ... =</Certificate>
</Card>
```

An imported card will have an expiry date that is the soonest of that defined in the credential profile and the expiry date of the provided certificate.

The imported card will be blocked from card lifecycle operations such as **Reset Card PIN** and **Erase Card**. You can still cancel the imported card using the **Cancel Credential** workflow; this prevents the card from being used to access MyID, but does not affect the content of the card or revoke its certificates.

Once imported, the device allows authentication to MyID. You can provide the imported user account with the appropriate permissions to access workflows.

Note: If the import of the operator device fails (for example, if the certificate has expired) or if you carry out a card lifecycle operation that is not allowed for imported cards (for example, requesting a replacement card) you may find that the license count has temporarily increased by one; the license count is recalculated every few hours, at which point the license count is set to the correct value.

4 Calling the import service

The MyIDEnroll web service is installed by default to the following location:

`http://<myservername>/MyIDEnroll/MyIDEnroll.asmx`

The MyIDEnroll web service consists of the following methods:

- `CMSXMLWebImport` – used for standard systems.
- `PIVXMLWebImport` – used for PIV/FIPS 201 systems.
- `XMLImport` – used to import data using the `EdeficeData` schema. This option is not supported.

These methods all take XML input parameters, and return an XML string representing the status of the operation.

See section [8, MyIDEnroll WSDL](#) for details of the WSDL for the web service.

4.1 Results

When the import service completes the import, it passes back an XML report containing information on whether the user's record was imported correctly.

See section [7.3, CMSImportReponse structure](#) for details of the XML schema used to return this report.

Section [7.6, PivImportResponse structure](#) contains the PIV version of the response schema.

Any errors (for example, if the XML document contains invalid characters) are returned as the response to the web service call. The errors are displayed as XML to make it easier for your system to parse them.

5 Advanced settings

To add these settings to your XML document, include a node called `Parameters` at the top level of the XML document.

For example:

```
<Parameters>
  <SourceID>Station1</SourceID>
  <IssueDate>2012-01-01</IssueDate>
  <GenerateUserDN>0</GenerateUserDN>
  <ActionOnDuplicate>REPLACE</ActionOnDuplicate>
  <RolesActionOnDuplicate>REPLACE</RolesActionOnDuplicate>
  <DeleteMissingUsers>0</DeleteMissingUsers>
  <PushToLDAP>1</PushToLDAP>
  <CreateUnknownGroups>1</CreateUnknownGroups>
  <AuditAll>1</AuditAll>
  <DataType>CMSRequestCard</DataType>
</Parameters>
```

Note: The parameters are described in the schema as a sequence, which means that the order is important.

The settings you can use are:

Parameter	Description
SourceID	The ID of the site.
IssueDate	The date the XML document was created.
GenerateUserDN	This option is not supported. Set the value to 0.
ActionOnDuplicate	<p>Determines what to do if the user already exists within MyID. The <code>LogonName</code> is used as the key to match user records.</p> <p>REPLACE – replace the existing user with the new details.</p> <p>Merge – merge the records.</p> <p>MergeEmpty – add only the field data that was previously empty; do not overwrite any previous data.</p> <p>Skip – abort the import. This generates an error.</p>
RolesActionOnDuplicate	<p>Determines what to do if the roles already exist within MyID.</p> <p>REPLACE or Merge – the user's roles and scope will be set to the roles indicated in the supplied XML, if a roles node is supplied. Any other roles held by the user will be removed.</p> <p>MergeEmpty – any roles not already held by the user will be added with the scope indicated. If the user already holds the role then the scope will be updated to reflect the supplied data. To remove any existing roles held by the user, specify a <code>Scope</code> of <code>None</code>.</p> <p>Skip – any roles not already held by the user will be added with the scope indicated. If the user already holds the role then it will not be altered. Any existing roles held by the user will not be removed.</p>

Parameter	Description
DeleteMissingUsers	Not supported. Always set to 0.
PushToLDAP	1 – add the user's details to the LDAP directory. 0 – do not add the user's details to the LDAP directory.
CreateUnknownGroups	Not supported. Always set to 1.
AuditAll	1 – add all user information fields to the audit trail. 0 – add only the minimum information (user DN and full name) to the audit trail.
DataType	Determines the specific behavior of the import service, including DN formats and transforms that will be used. CMSRequestCard – import a user's details and request a card. Uses the CMSCardRequest schema. CMSUserUpdate – update an existing user. Uses the CMSUserUpdate schema. PIV or PIVRequestCard – used for PIV card requests. Uses the PivCardRequest schema. PIVApplicantEnrol – used to update existing PIV users. Uses the PivApplicantUpdate schema.
CheckImportResponseSchema	Set to 1 to prevent MyID from checking the returned XML against the response XML schema.
SynchronousImport	Not supported. Do not use.
AllowBioImport	1 – allow the import of fingerprints. 0 – do not allow the import of fingerprints, but allow the import of face scans.
DefaultUserRole	If you do not specify the Role\Name, Scope and LogonMechanism in the Applicant\Account\Roles section of the import file, you can specify them here. Separate the role name, scope and logon mechanism with pipes (). For example: Applicant Self Card specifies the Applicant role, with a scope of Self, and a logon mechanism of Card.
DisallowCertificateSuspension	Set this value to 1, and when you cancel a user account using the Lifecycle API, MyID will not suspend the certificate, but uses the action associated with the StatusMappingID; for example, a status mapping of 100 will permanently revoke the certificate. Set this value to 0 to suspend the certificate when you cancel the user account.

Parameter	Description
CardRequestThrottling	<p>This option prevents the submission of multiple card requests if several requests are received in quick succession. Generating card requests like this can cause the bureau request mechanism to reuse the same FASC-N for more than once card request.</p> <p>Set this value to 1 to enable the throttling behavior.</p> <p>Set this value to 0, or omit the parameter, to disable the throttling behavior.</p>
ReplaceUnassignedCards	<p>Set to 1 to allow MyID to replace unassigned cards. Set to 0 to prevent MyID from replacing unassigned cards.</p>

5.1 Custom schema and transform files

You can customize all Lifecycle API `xsd` and `xsl` schema and transform files by editing the web service configuration files. This allows you to override the schema and transform files provided with MyID with your own versions of those files; this means that you will not lose your schema and transform customizations when you update or upgrade your MyID installation.

To allow customizations to the schemas, add the following entries to MyIDEnroll web service `web.config` file:

```
<configSections>
<section name="MyIDSettings"
type="System.Configuration.DictionarySectionHandler"/>
</configSections>
<MyIDSettings configSource="myid.config" />
```

Important: The `<configSections>` node must be the first entry within the `<configuration>` node.

Once you have done this, you can add entries for schema and transform files to the `myid.config` file.

Add the key name and value name of the customized schema or transform file.

Note: All key names must be unique. For example:

```
<MyIDSettings>
  <add key="PIV" value="<Replacement schema for PivCardRequest.xsd>"></add>
  <add key="PIVRequestCard" value="<Replacement schema for
PivCardRequest.xsd>"></add>
  <add key="PIVApplicantEnrol" value="<Replacement schema for
PivApplicantUpdate.xsd>"></add>
  <add key="CMSRequestCard" value="<Replacement schema for
CMSCardRequest.xsd>"></add>
  <add key="CMSUpdateCard" value="<Replacement schema for
CMSUserUpdate.xsd>"></add>
  <add key="PIV2MyID" value="<Replacement transform for PIV2MyID.xsl>"></add>
  <add key="CMS2MyID" value="<Replacement transform for CMS2MyID.xsl>"></add>
  <add key="BOL2CMSImportResponse" value="<Replacement transform for
BOL2CMSImportResponse.xsl>"></add>
  <add key="BOL2PIVImportResponse" value="<Replacement transform for
BOL2PIVImportResponse.xsl>"></add>
</MyIDSettings>
```

Note: The names of the keys do not always match the names of the schema files. `PIV` and `PIVRequestCard` both override the `PivCardRequest.xsd` schema – do not specify both in the config file.

You can use the following keys:

Key	Replaces	Type
PIV	PivCardRequest	Schema
PIVRequestCard	PIVCardRequest	Schema
PIVApplicantEnrol	PivApplicantUpdate	Schema
CMSRequestCard	CMSCardRequest	Schema
CMSUpdateCard	CMSUserUpdate	Schema
PIV2MyID	PIV2MyID	Transform
CMS2MyID	CMS2MyID	Transform
BOL2CMSImportResponse	BOL2CMSImportResponse	Transform
BOL2PIVImportResponse	BOL2PIVImportResponse	Transform

Note that you cannot override the `PivImportResponse.xsd` and `CMSImportResponse.xsd` files; if you want to alter these schemas, you must replace the files directly. However, you can disable validation of the post-transform response data.

The response schema validates the output from MyID after it is transformed by `BOL2CMSImportResponse.xsl` or `BOL2PIVImportResponse.xsl`.

Important: Do not include the `.xsd` or `.xsl` extensions for the replacement files in the `web.config` file.

5.1.1 Examples

For example, if you want to override the `PivCardRequest.xsd` schema with your own version, which is called `MyPIVSchema.xsd`, you would add the following:

```
<MyIDSettings>
  <add key="PIVRequestCard" value="MyPIVSchema"></add>
</MyIDSettings>
```

If you also wanted to replace the standard PIV transform with your own version called `MyPIVTransform.xsl`:

```
<MyIDSettings>
  <add key="PIVRequestCard" value="MyPIVSchema"></add>
  <add key="PIV2MyID" value="MyPIVTransform"></add>
</MyIDSettings>
```

5.1.2 Troubleshooting

If you experience problems when setting up custom transforms, you may want to enable logging for the Lifecycle API. See the [Logging for the Lifecycle API](#) section in the [Configuring Logging](#) guide.

6 Troubleshooting

6.1 ASP.NET temporary folder permissions

If your MyID web service user does not have permissions to the .NET framework folder, you may see an error similar to the following:

```
The current identity "mydomain\myiisuser" does not have write access to 'C:\WINDOWS\Microsoft.NET\Framework\v2.0.50727\Temporary ASP.NET Files'.
```

To grant access to the web service user, run the `aspnet_regiis` command in the .NET folder mentioned in the error message:

```
C:\WINDOWS\Microsoft.NET\Framework\v2.0.50727> aspnet_regiis -ga "mydomain\myuser"
```

Replace `"mydomain\myuser"` with your system's MyID web service user.

6.2 HTTP Error 500.24 – Internal Server Error

This error can occur when you have not configured the authentication mechanisms the MyIDEnroll web service and disabled the **ASP.NET Impersonation** option in IIS.

See section [2.2, Security settings](#) for details.

7 Data Structure

This section describes the structure of the data in the schemas.

The Lifecycle API uses the following XML schemas:

- `MyIDBaseTypes`
Contains the common schema type for all of the MyID Lifecycle API schemas.
- `CMSSchemaTypes`
Contains the common schema types for the `CMSCardRequest` and `CMSUserUpdate` schemas.
- `CMSCardRequest`
Use this schema to create your XML files containing user data to send to the XML web import service. This schema defines the necessary information that you have to include for the import to be successful.
- `CMSUserUpdate`
Use this schema to create your XML files containing user data when you are updating an existing user in the MyID database.
- `CMSImportResponse`
This is the schema used when the XML import service passes back information about the results of the user data import.
- `PIVSchemaTypes`
Contains the common schema types for the `PIVCardRequest` and `PIVApplicantUpdate` schemas.
- `PIVCardRequest`
Use this schema to create your XML files containing PIV user data to send to the XML web import service. This schema defines the necessary information that you have to include for the import to be successful.
- `PIVApplicantUpdate`
Use this schema to create your XML files containing user data when you are updating an existing PIV user in the MyID database.
- `PIVImportResponse`
This is the schema used when the XML import service passes back information about the results of the PIV user data import.

Note: Wherever a node is marked in the schema as a sequence, this order of the contents is important.

7.1 CMSCardRequest structure

This section describes the elements of the CMSCardRequest schema.

7.1.1 CMSCardRequest/Parameters

Contains the settings for the import. See section [5, *Advanced settings*](#).

7.1.2 CMSCardRequest/Group

Contains details of the Group to which the user will belong. If the group does not exist, MyID can create the group, depending on your `Parameters` settings.

Note: A group created through the Lifecycle API does not inherit any default roles from its parent group, and you cannot set default roles through the Lifecycle API. This means that for any new users created within this new group, you must specify all of the roles that you want to assign; if you do not specify any roles, the user receives the default Cardholder and Password User roles.

7.1.3 CMSCardRequest/Group/Name

Used to identify the group. Mandatory.

If you are specifying an existing group, this is the only element you need to include to identify the group. If you are specifying a new group, you can complete the rest of the elements to provide the details for the new group.

Note: Group names must be unique. The import will fail if two different groups have the same name as the specified group name.

Note: If you specify a group that has been linked to an LDAP OU in MyID, any users associated with the group will be synchronized with the directory if the `PushToLDAP` parameter is set to 1.

7.1.4 CMSCardRequest/Group/Description

The description of the group.

7.1.5 CMSCardRequest/Group/OrgUnit

The OU of the group.

7.1.6 CMSCardRequest/Group/Parent

The parent of the group.

Used for new groups only. This is the name of the group beneath which the specified group will be created. For new groups, if you do not specify a parent group, or the parent group does not exist, the new group is placed under the root. If you are specifying an existing group for the user, make sure you omit the `Parent` node.

Note: Parent group names must be unique. The import will fail if two different groups have the same name as the specified parent name.

7.1.7 CMSCardRequest/Group/AdditionalFields

Contains any extended group (`xg`) fields. See section [3.8, Importing additional fields](#) for details.

7.1.8 CMSCardRequest/Group/User

Contains the details for the user for whom the card is being requested.

You can import a single user in each XML document.

Note: You do not have to include a `User` node if you are importing the details of a group.

7.1.9 CMSCardRequest/Group/User/Personal

Contains the user's personal details. Mandatory.

7.1.10 CMSCardRequest/Group/User/Personal/FirstName

Internal name: `FirstName`

The user's first name.

7.1.11 CMSCardRequest/Group/User/Personal/LastName

Internal name: `Surname`

The user's last name.

Note: You must include one or both of `FirstName` and `LastName`. If you include both `FirstName` and `LastName`, make sure you specify them in that order – `FirstName` first, `LastName` immediately after. If you intend to supply only a `FirstName` or only a `LastName`, omit the other node – do not simply include an empty string.

- 7.1.12 CMSCardRequest/Group/User/Personal/Initial
Internal name: `Initial`
The user's middle initials.
- 7.1.13 CMSCardRequest/Group/User/Personal/Title
Internal name: `Title`
The user's title.
- 7.1.14 CMSCardRequest/Group/User/Personal/Email
Internal name: `Email`
The user's email address. This address is used for email notifications.
- 7.1.15 CMSCardRequest/Group/User/Personal/PhoneExt
Internal name: `PhoneExt`
The user's phone extension.
- 7.1.16 CMSCardRequest/Group/User/Personal/MobileNumber
Internal name: `MobileNumber`
The user's mobile phone number.
- 7.1.17 CMSCardRequest/Group/User/Personal/PhoneNumber
Internal name: `PhoneNumber`
The user's phone number.

-
- 7.1.18 **CMSCardRequest/Group/User/Personal/EmployeeID**
Internal name: `EmployeeID`
This should be a unique identifier for the applicant.
 - 7.1.19 **CMSCardRequest/Group/User/Personal/OptionalLine1**
Internal name: `OptionalLine1`
Used to store extra information about the user.
 - 7.1.20 **CMSCardRequest/Group/User/Personal/OptionalLine2**
Internal name: `OptionalLine2`
Used to store extra information about the user.
 - 7.1.21 **CMSCardRequest/Group/User/Personal/OptionalLine3**
Internal name: `OptionalLine3`
Used to store extra information about the user.
 - 7.1.22 **CMSCardRequest/Group/User/Personal/OptionalLine4**
Internal name: `OptionalLine4`
Used to store extra information about the user.
 - 7.1.23 **CMSCardRequest/Group/User/Authentication**
Contains details of the security phrases to be used for the user.
Note: Currently, the schema does not provide validation on the `Authentication` element.

7.1.24 CMSCardRequest/Group/User/Authentication/SecurityPhrase

Contains a pair of elements – a `Prompt` and an `Answer` – that provide a security phrase for the applicant.

You can have up to five `SecurityPhrase` elements, each containing a `Prompt` and `Answer` pair.

Note: If you provide any security phrases for an existing user, *all* existing security phrases on that user's account are removed and replaced with the newly-provided security phrases. You can use this feature to delete the security phrases from a user's account – provide a single `Prompt` with an empty `Answer`, and the user's security phrases will be removed. (If the minimum number of security phrases is set to 1, the user will still be prompted for a security phrase when attempting to log on, but will be unable to authenticate.)

7.1.25 CMSCardRequest/Group/User/Authentication/SecurityPhrase/Prompt

Internal name: `Question` field in `SecurityQuestions`

Used to import a security question. If the question does not already exist, an entry is added to the `SecurityQuestions` table; this question will subsequently be available for use when setting security phrases in MyID.

The default security questions are:

ID	Question
1	Password
2	Mothers maiden name?
3	N.I number?
4	Favourite food?
5	Car registration number?
6	Name of pet
7	First school attended
8	An old phone number
9	A memorable date
10	A memorable place
11	A memorable event
12	A famous person
13	Place of birth
14	A country

ID	Question
15	A river
16	A movie
17	A song
18	A book
19	A sport
20	A postcode
21	An animal
22	First car type

7.1.26 CMSCardRequest/Group/User/Authentication/SecurityPhrase/Answer

Internal name: `SecurityPhrase` field in `UsersSecurityQuestions`

Used to import an answer to a security question for an applicant. A hash of the answer is stored in the `UsersSecurityQuestions` table.

Important: Do not include any leading or trailing spaces in the security phrase answer. If you do include leading or trailing spaces, the user will be unable to authenticate to MyID.

Note: If you have set up the **Security Phrase Complexity** option within MyID to determine the complexity of security phrases, this is not enforced on any passwords that you import using the Lifecycle API.

You can encrypt the answer using a transport key – this allows you to maintain the security of the security phrase answer when you include it in the XML data.

To encrypt the answer:

1. Import your AES128 transport key into MyID using the **Key Manager** workflow.
2. External to MyID, encrypt the security phrase answer with the following settings:
 - ♦ Encode the security phrase answer as little-endian Unicode. Do not use a byte order mark.
For example, a security phrase of `answer` would be encoded as:
`0061006E0073007700650072`
 - ♦ Pad the data using ISO9797 Method 2 (pad with a single 0x80, then 0x00 until the block-length is reached).
 - ♦ Encrypt using CBC or ECB mode encryption.

3. Add the hex-encoded encrypted data to the `Answer` node.
4. Set the `KeyName` attribute of the `Answer` node to the name of the transport key you imported into MyID.
5. Set the `Mode` attribute of the `Answer` node to either `CBC` or `ECB`, depending on how you encrypted the answer.

For example:

- The transport key, `MyTransportKey`, has a value of:
`206890FC9B4EA1D0137D8C692B3BFCB6`
- The security phrase is:
`answer`
- In the import, use the following:
`<Answer KeyName="MyTransportKey" Mode="CBC">6713987B589F76BC4DA0F557D79A6275</Answer>`

If you do not want to encrypt the answer in the XML document, omit the `KeyName` and `Mode` attributes. For example:

```
<Answer>plaintextanswer1234</Answer>
```

7.1.27 CMSCardRequest/Group/User/Card

Contains details of the card to be requested for the user.

7.1.28 CMSCardRequest/Group/User/Card/CardProfile

If present, this will request a card using the specified credential profile for this applicant. If performing an update, or the credential profile does not exist, no request will be made.

Note: Credential profiles were previously known as card profiles.

7.1.29 CMSCardRequest/Group/User/Card/CardExpiryDate

Used to specify the expiry date for the card when it is issued. The card will expire on the date specified, or on the date the credential profile specifies, whichever is earlier.

The format is `YYYY-MM-DD` – for example, `2016-12-25`.

Note: If the **Expire Cards at End of Day** configuration option is set to Yes, the time portion of the card expiry date is set to 23:59 UTC – the end of the day. If the **Expire Cards at End of Day** option is set to No, the time portion is set to the time of the import. However, if the **Expire Cards at End of Day** option is set to No, *and* the card expiry date is constrained by an earlier card lifetime as configured in the credential profile, the time portion is set to 00:00 UTC – the start of the day.

If you provide a date in the `CardExpiryDate` node, and this exceeds the **Maximum Expiry Date** set against the user account, the `CardExpiryDate` is ignored, and the **Maximum Expiry Date** is used in the request. This may be changed at the time of collection to an earlier date, if the lifetime configured in the credential profile limits it.

7.1.30 CMSCardRequest/Group/User/Card/Renewal

Used to specify whether the card is a renewal of an existing card. If the user already exists, you must set this option to `true` or card request jobs will not be created.

Can be one of the following values:

- `true` – this is a card renewal.
- `false` – this is not a card renewal.

Note: For card renewals, you must specify the card's original serial number and device type using the `CMSCardRequest/Group/User/Card/Update` node.

7.1.31 CMSCardRequest/Group/User/Card/ImportCard

Used to specify whether to import a device (see section [3.11, Importing operator credentials](#)).

Can be one of the following values:

- `true` – import a device.
- `false` – do not import a device.

- 7.1.32 **CMSCardRequest/Group/User/Card/CardRequestedBy**
This is the logon name of the person requesting the card. Used for auditing purposes.
- 7.1.33 **CMSCardRequest/Group/User/Card/CancelExisting**
Used to specify whether existing jobs of the same type are canceled when the new job is created. Include the empty node if you want to cancel the existing jobs:
`<CancelExisting/>`
If you omit this node, existing jobs will not be canceled when the new job is created.
- 7.1.34 **CMSCardRequest/Group/User/Card/JobLabel**
Used to specify a label for the job. You can use this label to search for and identify the job within MyID.
- 7.1.35 **CMSCardRequest/Group/User/Card/Update**
Used to specify the card being updated or renewed. You must make sure that the card is issued to the user.
For updates, if you do not specify the `OriginalSerialNumber` and `OriginalDeviceType` for the card to be updated, the card currently assigned to the user is used.
For renewals, the `OriginalSerialNumber` and `OriginalDeviceType` for the card to be renewed are mandatory.
- 7.1.36 **CMSCardRequest/Group/User/Card/Update/OriginalSerialNumber**
The serial number of the card being updated or renewed. Used to target a specific card.
- 7.1.37 **CMSCardRequest/Group/User/Card/Update/OriginalDeviceType**
The device type of the card being updated or renewed.
- 7.1.38 **CMSCardRequest/Group/User/Card/Update/StatusMapping**
The status mapping code to be used when the card is updated.
See section [3.7.5, Status mapping codes](#) for details.

- 7.1.39 **CMSCardRequest/Group/User/Card/Update/ParametersXML**
Contains parameters for the card update job.
- 7.1.40 **CMSCardRequest/Group/User/Card/Update/ParametersXML/UnlockPIN**
Not supported.
- 7.1.41 **CMSCardRequest/Group/User/Card/Update/ParametersXML/Reissue**
Set to 1 to request the reissuance of a device.
Reissuance is a type of card update job that, when collected, carries out the following:
- Revokes existing certificates present on the device.
 - Re-applies data model electronic personalization.
 - Issues and writes a new set of certificates onto the device (according to the credential profile).
 - If the **Rotate Keys On Card Update** configuration option is set (on the **Issuance Processes** page of the **Operation Settings** workflow) applies the latest customer GlobalPlatform and PIV 9B keys.
- 7.1.42 **CMSCardRequest/Group/User/Card/Replacement**
Used to specify the card to be replaced.
Note: The **Card Renewal Period** configuration option (on the **Devices** page of the **Operation Settings** workflow) is ignored when requesting replacement cards through the Lifecycle API – it is possible to request short-lived replacement credentials through the API.
- 7.1.43 **CMSCardRequest/Group/User/Card/Replacement/OriginalSerialNumber**
The serial number of the card to be replaced. Mandatory if you specify the `Replacement` node.
- 7.1.44 **CMSCardRequest/Group/User/Card/Replacement/OriginalDeviceType**
The device type of the card to be replaced. Mandatory if you specify the `Replacement` node.

7.1.45 CMSCardRequest/Group/User/Card/Replacement/StatusMapping

Used to specify the status mapping ID for certificates on the credentials that are being replaced. This node is used when performing a replacement request; note that if you are performing a card replacement, you use `CMSCardRequest/Group/User/Card/StatusMapping` instead.

If you do not specify a `StatusMapping`, a status mapping ID of 1 – Lost – is used.

See section 3.7.5, *Status mapping codes* for details.

7.1.46 CMSCardRequest/Group/User/Card/GenerateOTP

Note: This feature reserved for future use. It is not currently possible to use OTPs when collecting jobs. Do not use in the current version of MyID.

Used to generate a One-Time Password (OTP) for use when collecting the job created by the import request. If you specify this element, the user must provide the OTP when collecting the job. You can specify a notification mechanism to provide this OTP to the user by including a `Notification` node.

If you do not specify a `Notification` node, the OTP is sent to the user's email address using the **Job OTP** email template.

7.1.47 CMSCardRequest/Group/User/Card/GenerateOTP/Notification

Used to specify a notification method for OTPs.

7.1.48 CMSCardRequest/Group/User/Card/GenerateOTP/Notification/Name

The `Name` of the notification from the `Notifications` table in the MyID database.

Note: You must have notifications configured correctly within MyID. For more information, contact Intercede professional services.

7.1.49 CMSCardRequest/Group/User/Card/GenerateOTP/Notification/Action

Contains one of the following:

- `Event` – the notification is triggered once using the success data set up in the `Notifications` table. No further notifications are sent, even if the notification fails.
- `Success` – the notification is triggered using the success data set up in the `Notifications` table. If the notification fails, the back-up notifications set up in the fail data in the `Notifications` table are triggered.

- **Fail** – the notification is triggered using the fail data set up in the `Notifications` table. Multiple notifications are sent on a schedule specified by the `RetryDelays` in the `Notifications` table. You can use this option to force reminder notifications; the notification has not failed, but it is treated as a failed notification so that the retry system is triggered.

7.1.50 CMSCardRequest/Group/User/Card/OriginalSerialNumber

Used in conjunction with the `CMSCardRequest/Group/User/Card/OriginalDeviceType` node to specify a credential to be replaced. These settings also specify the credential profile to use when replacing the card. The credential profile used to issue this specified card is used to issue the new card. Alternatively, you can specify the credential profile using the `CMSCardRequest/Group/User/Card/CardProfile` node.

In addition, if you specify the `OriginalSerialNumber` and `OriginalDeviceType` for the card, all credentials on the same physical credential are marked as being replaced.

The `CMSCardRequest/Group/User/Card/StatusMapping` determines what happens to the certificates on the credentials that are being replaced.

7.1.51 CMSCardRequest/Group/User/Card/OriginalDeviceType

Used in conjunction with the `CMSCardRequest/Group/User/Card/OriginalSerialNumber` node to specify a credential to be replaced.

7.1.52 CMSCardRequest/Group/User/Card/SerialNumber

Used in conjunction with the `CMSCardRequest/Group/User/Card/DeviceType` node to specify an exact card to be issued.

7.1.53 CMSCardRequest/Group/User/Card/DeviceType

Used in conjunction with the `CMSCardRequest/Group/User/Card/SerialNumber` node to specify an exact card to be issued.

7.1.54 CMSCardRequest/Group/User/Card/StatusMapping

Used to specify the status mapping ID for certificates on the credentials that are being replaced. This node is used when performing a card request; note that if you are performing a card replacement, you use `CMSCardRequest/Group/User/Card/Replacement/StatusMapping` instead.

If you do not specify a `StatusMapping`, a status mapping ID of 1 – Lost – is used.

See section [3.7.5, Status mapping codes](#) for details.

7.1.55 CMSCardRequest/Group/User/Card/RevocationComment

A free text description that is stored against revoked certificates in the database.

7.1.56 CMSCardRequest/Group/User/Card/Reprovision

Set the value of this node to 1 to request a reprovision rather than an update.

A reprovision allows you to re-encode a card completely, based on the data in the MyID database, using the latest version of the credential profile used during issuance.

The card will have the same expiry date as the original card. New certificates may have longer expiration times than the original certificates, but these will not exceed the lifetime of the card itself. Certificates that were revoked externally to MyID will be replaced with new active certificates.

When requesting a reprovision, specify a status mapping with one of the following values:

- 83 – User details have changed.
- 84 – There is a problem with the device.
- 85 – New credential profile needs to be applied.

Note: If you specify any other status mapping, it is ignored – only these status mappings carry out reprovisions.

For example:

```
<Card>
  <CardProfile>Yubikey NoOTP</CardProfile>
  <CardRequestedBy>System</CardRequestedBy>
  <OriginalSerialNumber>8115516</OriginalSerialNumber>
  <OriginalDeviceType>YubiKey 4</OriginalDeviceType>
  <StatusMapping>84</StatusMapping>
  <Reprovision>1</Reprovision>
</Card>
```

7.1.57 CMSCardRequest/Group/User/Card/CardLayout

Optionally, contains the name of the card layout to use when printing the requested card.

The card layout name must be valid for the card's credential profile at the point that the card is issued; if the card layout name is not valid, the request will not be processed.

7.1.58 CMSCardRequest/Group/User/Card/Container

Used in conjunction with the `CMSCardRequest/Group/User/Card/ImportCard` node to specify the container that the authentication certificate is located in.

See section [3.11, Importing operator credentials](#).

7.1.59 CMSCardRequest/Group/User/Card/Certificate

Used in conjunction with the `CMSCardRequest/Group/User/Card/ImportCard` node to specify the authentication certificate on the imported card. This must be the base64 representation of the certificate without headers, footers, or line breaks.

See section [3.11, Importing operator credentials](#).

7.1.60 CMSCardRequest/Group/User/Card/AdditionalFields

Used to specify additional job (x_j) fields. Your system must already have been customized to set up these additional fields.

7.1.61 CMSCardRequest/Group/User/CardUpdate

Note: This `CardUpdate` node is reserved for future use. Do not use. You can use the `CMSCardRequest/Group/User/Card/Update` node instead.

The `CardUpdate` element contains details of card update requirements for existing cards.

7.1.62 CMSCardRequest/Group/User/CardUpdate/SerialNumber

Serial Number of the card to be updated.

7.1.63 CMSCardRequest/Group/User/CardUpdate/DeviceType

Device Type of card to be updated (for example, 'Oberthur v3').

- 7.1.64 **CMSCardRequest/Group/User/CardUpdate/CardRequestedBy**
The logon name of the person requesting the card update. Used for auditing purposes.
- 7.1.65 **CMSCardRequest/Group/User/CardUpdate/ParametersXML**
XML describing the card updates to be performed. Currently supports only UnlockPIN.
- 7.1.66 **CMSCardRequest/Group/User/CardUpdate/ParametersXML/UnlockPIN**
Not supported.
- 7.1.67 **CMSCardRequest/Group/User/CardUpdate/PIN**
Reserved for future use.
- 7.1.68 **CMSCardRequest/Group/User/Account**
Contains details of the user's account.
- 7.1.69 **CMSCardRequest/Group/User/Account/DN**
Internal name: `DistinguishedName`
The DN of the user's account in the LDAP.
- 7.1.70 **CMSCardRequest/Group/User/Account/CN**
Internal name: `CommonName`
- 7.1.71 **CMSCardRequest/Group/User/Account/OU**
Internal name: `OrganisationalUnit`
- 7.1.72 **CMSCardRequest/Group/User/Account/UPN**
Internal name: `UserPrincipalName`

7.1.73 CMSCardRequest/Group/User/Account/SAMAccountName

The SAM Account Name for the user.

7.1.74 CMSCardRequest/Group/User/Account/LogonName

Internal name: `LogonName`

The user's name, used to log into MyID. Must be unique.

A `LogonName` is required for all operations. If no value is supplied, the `CMSCardRequest/Group/User/Personal/EmployeeID` value is used instead. For new user imports, the `EmployeeID` is copied to the user's new `LogonName` record; for actions on existing users, the `EmployeeID` is used to match against the `LogonName`.

7.1.75 CMSCardRequest/Group/User/Account/NewLogonName

Note: This feature reserved for future use.

Allows you to specify a new logon name for the user.

7.1.76 CMSCardRequest/Group/User/Account/UniqueID

Maps onto the `objectGUID` attribute in Active Directory. When MyID synchronizes with the LDAP, it uses this UniqueID to map the users from MyID to the directory.

If your directory does not have an `objectGUID` attribute, the Distinguished Name for the user is used instead.

7.1.77 CMSCardRequest/Group/User/Account/Roles

Contains details of the MyID roles assigned to the user.

Note: You can set any role for a user using the Lifecycle API – the roles you specify override any role restrictions. Also, the user will not receive any default roles that have been set up for their group; if you want to assign roles, you must include them explicitly. If you do *not* specify any roles, the user receives the default Cardholder and Password User roles.

7.1.78 CMSCardRequest/Group/User/Account/Roles/Role

Contains details of the role you want to assign the applicant.

7.1.79 CMSCardRequest/Group/User/Account/Roles/Role/Name

Internal name: `UserProfile`

The name of the role.

7.1.80 CMSCardRequest/Group/User/Account/Roles/Role/Scope

Internal name: `Scope`

The scope of the role that the applicant is to have. The value must be one of the following:

- `None`
- `Self`
- `Department`
- `Division`
- `All`

Note: If you want to remove an existing role from a user's account, set the `Scope` to `None`, and the `RolesActionOnDuplicate` parameter to `MergeEmpty`.

7.1.81 CMSCardRequest/Group/User/Account/Roles/Role/LogonMechanism

Internal name: `LogonMechanism`

Not supported. Do not use.

7.1.82 CMSCardRequest/Group/User/Account/EntrustProfile

Specifies an Entrust profile template to use for the applicant. If specified, the applicant is added to Entrust using the template.

7.1.83 CMSCardRequest/Group/User/Account/MaxRequestExpiryDate

Allows you to set the maximum credential expiry date for a person – this allows you to specify the latest expiry date for any device issued to this person. Note that card requests cannot exceed the **Lifetime** set in the credential profile. Also, the credential profile can override the maximum expiry date for a person using the **Ignore User Expiry Date** option.

If the **Expire Cards at End of Day** configuration option is set to Yes, the time portion of the user's maximum credential expiry date is set to 23:59 UTC – the end of the day. If the **Expire Cards at End of Day** option is set to No, the time portion is set to 00:00 UTC – the start of the day.

If you supply an expiry date in the `CardExpiryDate` node, it may also cause a check to be performed even when Max Request Expiry Date is not set in the same transaction using the Lifecycle API. See section [7.1.29, CMSCardRequest/Group/User/Card/CardExpiryDate](#).

This setting affects all future device requests. It does not affect any issued devices or existing requests.

Note: This setting affects device requests made through the MyID Operator Client or the Lifecycle API. Requests made through MyID Desktop do not take this setting into account.

See the *Requesting a device for a person* section in the [MyID Operator Client](#) guide for more information.

7.1.84 CMSCardRequest/Group/User/Account/UserDataApproved

Internal name: `UserDataApproved`

Contains information on whether card issuance is approved for this applicant. Can be one of the following values:

- YES or 1
- NO or 0

If you set the card profile to have the **Require user data to be approved** option, you must set this option before the card can be issued. This flag confirms that the data being sent to MyID has passed all the enrollment checks required for card issuance.

Note: The `VettingDate` defaults to the current date if `UserDataApproved` is set to YES or 1, and an explicit `VettingDate` is not provided in the request.

7.1.85 CMSCardRequest/Group/User/Account/VettingDate

Internal name: `VettingDate`

Contains the date on which the applicant's identity checks were carried out. The format is:

`YYYY-MM-DDThh:mm:ss`

You can use this field to ensure that the applicant's identity checks are renewed periodically. See the *Identity checks* section in the [Administration Guide](#) for details.

7.1.86 CMSCardRequest/Group/User/Photo

Contains the applicant's photo.

7.1.87 CMSCardRequest/Group/User/Photo/Encoding

The type of data encoded in the block. This can be one of the following:

- `jpg` – JPG image data.
- `gif` – GIF image data.
- `png` – PNG image data.
- `bmp` – Windows bitmap image data.
- `378` – INCITS 378 fingerprint data.
- `385` – facial biometrics in ANSI/INCITS 385-2004 format.

For details of importing fingerprints or facial biometrics, contact customer support.

7.1.88 CMSCardRequest/Group/User/Photo/Data

A string of base64-encoded data containing the file to be uploaded.

7.1.89 CMSCardRequest/Group/User/Photo/DateTaken

The date of the data; for example, when the photograph was taken, or when the fingerprints were captured.

This node uses the following format:

```
yyyy-mm-ddThh:mm:ss.nnn
```

For example:

```
2010-01-02T14:23:54.123
```

7.1.90 CMSCardRequest/Group/User/Photo/Source

Not supported.

7.1.91 CMSCardRequest/Group/User/Photo/None

Instead of providing a photograph, you can remove an existing user photograph and replace it with the `noImage.gif` default image.

To remove a user photograph, specify `_NULL_` in the `Photo` node; for example:

```
<Photo>
  <None>_NULL_</None>
</Photo>
```

Note: The image is removed from the user record, but is not removed from the MyID web server.

7.1.92 CMSCardRequest/Group/User/AdminGroups

An optional node that allows you to specify one or more administrative groups for the user. See the Administration Guide for details of setting up and using administrative groups.

The `AdminGroups` node contains one or more `AdminGroup`.

For example:

```
<AdminGroups>
  <AdminGroup>
    <Name>Group 1</Name>
  </AdminGroup>
</AdminGroups>
```

or:

```

<AdminGroups>
  <AdminGroup>
    <Name>Group 1</Name>
  </AdminGroup>
  <AdminGroup>
    <Name>Group 2</Name>
  </AdminGroup>
</AdminGroups>

```

If the user has existing administrative groups, they are replaced by the specified group or groups. If you specify an empty `AdminGroups` node, this clears all of the user's administrative groups. If you do not specify an `AdminGroups` node, the user's administrative groups remain unchanged.

7.1.93 CMSCardRequest/Group/User/AdminGroups/AdminGroup

Specifies an administrative group for the user. You can have multiple `AdminGroup` nodes in the `AdminGroups` parent node. An `AdminGroup` node contains a single `Name` node.

7.1.94 CMSCardRequest/Group/User/AdminGroups/AdminGroup/Name

Specifies the name of the administrative group for the user.

Note: The group must already exist in the MyID database. If the group does not exist, the import will fail.

7.1.95 CMSCardRequest/Group/User/AdditionalFields

You can import information into additional extended user (`xu`) fields using the data import.

7.1.96 CMSCardRequest/Group/User/Actions

Contains actions to carry out for the applicant; for example, to remove or disable the user, or to cancel the user's credentials.

7.1.97 CMSCardRequest/Group/User/Actions/ApplicantAction

Perform an action on the user. If you do not supply an `ApplicantAction` element, a disabled user will be re-enabled.

The possible actions are:

- `Disable` – disable the user's account.

- `Remove` – remove the user from the system.
- `CancelDevices` – Cancel all the user's credentials.
- `CancelDevice` – Cancel specific credentials. Specify the cards using the `CMSCardRequest/Group/User/Actions/Device` element.
- `CancelJob` – Cancel a specific job. Specify the job using the `CMSCardRequest/Group/User/Actions/Job` element.
- `CancelAllJobs` – Cancel all jobs for the specified user.
- `UnlockCard` – Unlock a card. Specify the card using the `CMSCardRequest/Group/User/Actions/Device` element.
Note: This is not currently supported.
- `RenewCertificate` – renew a certificate. Specify the certificate using `CMSCardRequest/Group/User/Actions/CertSerialNumber` and `CMSCardRequest/Group/User/Actions/CertPolicyName`.

7.1.98 `CMSCardRequest/Group/User/Actions/CertSerialNumber`

Used in conjunction with `CMSCardRequest/Group/User/Actions/CertPolicyName` to specify a certificate to renew.

7.1.99 `CMSCardRequest/Group/User/Actions/CertPolicyName`

Used in conjunction with `CMSCardRequest/Group/User/Actions/CertSerialNumber` to specify a certificate to renew.

7.1.100 `CMSCardRequest/Group/User/Actions/StatusMappingID`

The action to apply to the user. This should be an ID that matches an entry in the `StatusMappings` table. It controls how certificates are revoked.

7.1.101 `CMSCardRequest/Group/User/Actions/RevocationComment`

A free text description that is stored against revoked certificates in the database.

7.1.102 `CMSCardRequest/Group/User/Actions/RevocationDelay`

Used to specify a delay in days for the certificate revocation requests.

7.1.103 CMSCardRequest/Group/User/Actions/Device

Specifies the card to cancel when you have selected `CancelDevice` for the `ApplicantAction`, or the card to unlock when you have selected `UnlockCard` for the `ApplicantAction`. (**Note:** `UnlockCard` is not currently supported.)

Contains at least one `DeviceIdentifier` element – you can cancel multiple cards in a single request.

7.1.104 CMSCardRequest/Group/User/Actions/Device/DeviceIdentifier

Specifies the credential to be canceled or unlocked.

7.1.105 CMSCardRequest/Group/User/Actions/Device/DeviceIdentifier/SerialNumber

The serial number of the credential.

7.1.106 CMSCardRequest/Group/User/Actions/Device/DeviceIdentifier/SerialNumberField

The name of the field in which to look for the serial number. The field can be any field present in the `vDevices` view; for example, `SerialNumber` for the standard serial number or `HIDSerialNumber` for the HID serial number.

If you do not include a `SerialNumberField` node, MyID will use a default value of `SerialNumber`.

7.1.107 CMSCardRequest/Group/User/Actions/Device/ProcessStatus

Used to specify the process status to be used for the credential being cancelled.

You can use the following status codes, as listed in the `DeviceProcessStatuses` table in the database.

Status	Description
Active	Device is operational
Assigned	Device is assigned to a user but has not begun personalization
AtBureau	Device is at the bureau
Collected	Collected
Disposed	Disposed
Erased	Erased
Legacy	Legacy

Status	Description
Lost	Lost
None	None (Default the card may be re-issued)
Not Disposed	Not Collected
PendingActivation	Device is ready to be activated
PendingDeliveryConfirmation	Device has been dispatched from the bureau and is in transit
PendingPersonalisation	Device is ready to be personalized
Terminated	Card has been terminated
Unassigned	Device is not assigned to a user

7.1.108 CMSCardRequest/Group/User/Actions/RequestedBy

Used to specify the MyID logon name of the Initiator for any jobs created by the import process. If you do not specify a value here, the Initiator is set to ImportProcessor.

You can use the **Initiator** tab in the **Job Management** workflow to search for jobs created by specific users.

7.1.109 CMSCardRequest/Group/User/Actions/Job

Contains a the ID of a job to cancel. Used in conjunction with an `ApplicantAction` of `CancelJob`.

7.1.110 CMSCardRequest/Group/User/Actions/Filters

The feature to filter job cancellations using criteria is now "End of Life". The `Filters` node remains in the Lifecycle API schema, but cannot be used.

See section [3.10.3, Filtering job cancellations](#) for more information.

7.2 CMSUserUpdate structure

The `CMSUserUpdate` schema uses the same data elements as the `CMSCardRequest` schema. This schema requires less information as a minimum, however.

The following differences exist between the `CMSUserUpdate` and `CMSCardRequest` schema:

- The `CMSUserUpdate` schema allows you to specify a `User` block without including it in a `Group` block.
- The `CMSUserUpdate` schema does not have a `CardUpdate` element.
- The `CMSCardRequest` schema allows only one group and one user, but the `CMSUserUpdate` schema allows any number of groups and users.
- If you specify a group, you must specify one or more users.

7.3 CMSImportResponse structure

The CMSImportResponse schema is used when the XML import service passes back information about the results of the user data import. It contains blocks for the `Group` and the `User`.

7.3.1 CMSImportResponse/Group

Contains information about the group.

7.3.2 CMSImportResponse/Group/Name

Internal name: `Name`

Used to identify the group.

7.3.3 CMSImportResponse/Group/Result

The result of the import. Can be one of the following:

- `Created`
- `Already Exists`
- `Failed`

7.3.4 CMSImportResponse/Group/User

Contains information about the user.

7.3.5 CMSImportResponse/Group/User/FirstName

Internal name: `FirstName`

The first name of the user.

-
- 7.3.6 **CMSImportResponse/Group/User/LastName**
Internal name: `Surname`
The last name of the user.
 - 7.3.7 **CMSImportResponse/Group/User/EmployeeID**
Internal name: `EmployeeID`
The Employee ID of the user.
 - 7.3.8 **CMSImportResponse/Group/User/LogonName**
Internal name: `LogonName`
The MyID logon name of the user.
 - 7.3.9 **CMSImportResponse/Group/User/CardRequest**
Internal name: `Jobs.ID`
The JobID for the card request. If there is no request, returns 0.
 - 7.3.10 **CMSImportResponse/Group/User/CardUpdate**
Internal name: `Jobs.ID`
The Job ID for the card update. If there is no update job, returns 0.
 - 7.3.11 **CMSImportResponse/Group/User/UnlockCardRequest**
The JobID for the unlock card request. If there is no request, returns 0.
Note: This is not currently supported.

7.3.12 CMSImportResponse/Group/User/Result

The result of the import. Can be one of the following:

- Added
- Created
- Already Exists
- Failed
- Removed
- License Limit

7.3.13 CMSImportResponse/Group/User/Reason

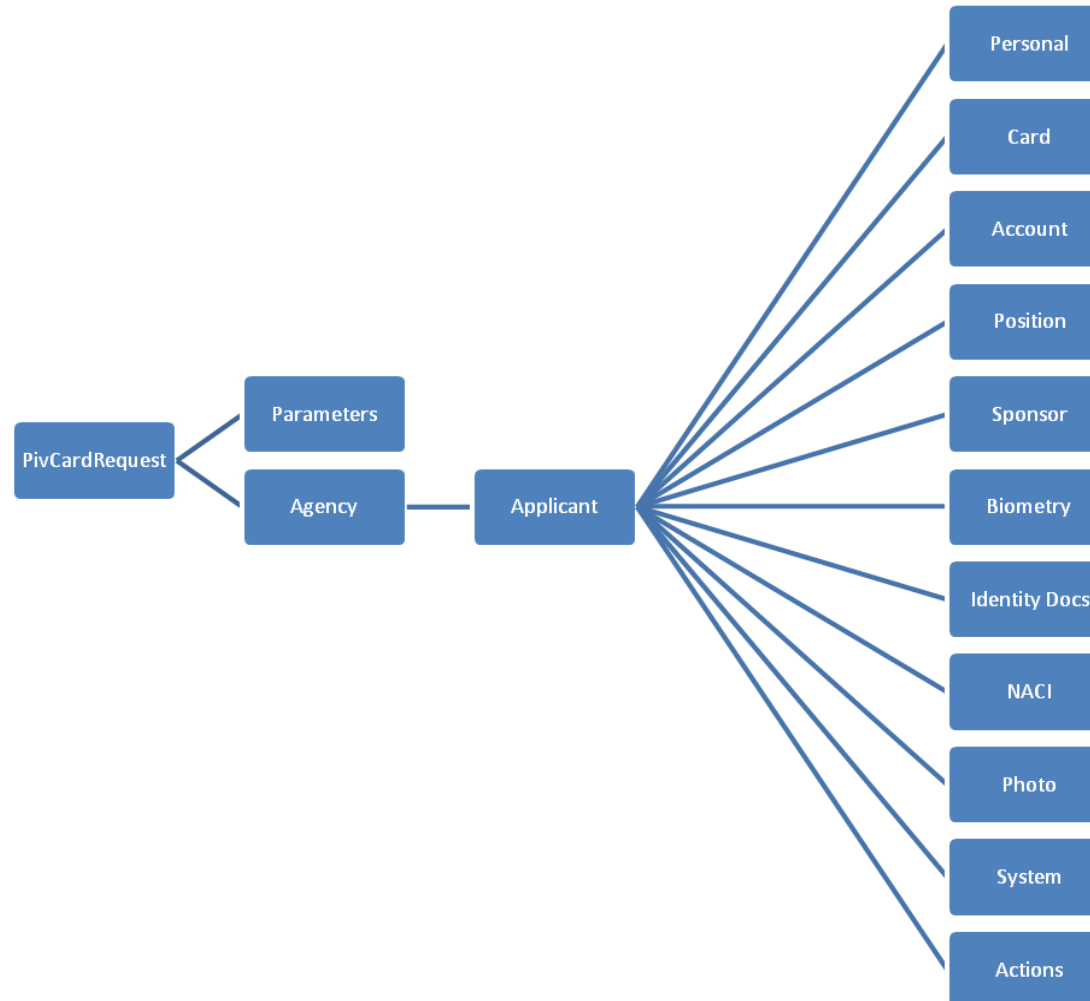
Provides information about the response, including details of the reason why the request failed; for example, the name of a non-existent credential profile.

7.3.14 CMSImportResponse/Group/User/error

Contains XML describing any errors that occurred during the import.

7.4 PivCardRequest

This section provides information on the structure of the XML data, including information on allowed values and the MyID internal name. Use this information in conjunction with the schemas and examples.



7.4.1 PivCardRequest/Parameters

See section 5, [Advanced settings](#) for details.

7.4.2 PivCardRequest/Agency

The `Agency` element contains information about the applicant's agency, and contains the block for the applicant.

Note: An agency group created through the Lifecycle API does not inherit any default roles from its parent group, and you cannot set default roles through the Lifecycle API. This means that for any new users created within this new group, you must specify all of the roles that you want to assign; if you do not specify any roles, the user receives the default Cardholder and Password User roles.

7.4.3 PivCardRequest/Agency/DeptCode

Internal name: `Xg16`

Encoded in the `PrintedInfo` block.

Mandatory only for Add; also mandatory for update if the agency is specified.

7.4.4 PivCardRequest/Agency/AgencyCode

Internal name: `Xg1`

Four alphanumeric characters. Encoded in the `FASCN` and in the `PrintedInfo` block.

Mandatory only for Add; also mandatory for update if the agency is specified.

7.4.5 PivCardRequest/Agency/FacilityCode

Internal name: `Xg2`

Encoded in the `FASCN` and in the `PrintedInfo` block.

Mandatory only for Add; also mandatory for update if the agency is specified.

7.4.6 PivCardRequest/Agency/AgencyName

Internal name: `Name` and `Xu3`

Used to identify the Agency. Also encoded in the DN for member Applicants.

Mandatory for Add; also mandatory for update if the agency is specified.

Note: Agency names must be unique. The import will fail if the agency name is not unique; this occurs even if a unique parent name is specified.

7.4.7 PivCardRequest/Agency/FacilityName

Not currently used.

7.4.8 PivCardRequest/Agency/DUNS

Internal name: Xg5

Needed if the Organizational Category (below) is set to Commercial.

Mandatory only for Add; also mandatory for update if the agency is specified.

7.4.9 PivCardRequest/Agency/OC

Internal name: Xg3

Organizational Category. Encoded in the FASCN.

An integer – the values map to the following categories:

- 1 – Federal
- 2 – State
- 3 – Commercial
- 4 – Foreign

Mandatory only for Add; also mandatory for update if the agency is specified.

7.4.10 PivCardRequest/Agency/OI

Internal name: Xg4

Organizational Identifier. Encoded in the FASCN.

Mandatory only for Add; also mandatory for update if the agency is specified.

7.4.11 PivCardRequest/Agency/Department

Internal name: `Xg17` and `Xu54`

Encoded in the DN for member Applicants.

7.4.12 PivCardRequest/Agency/BaseDN

Internal name: `OrgUnit` and `Xg15`

If present, this is used as the default DN for member Applicants. The CN field is appended to this value.

7.4.13 PivCardRequest/Agency/Parent

Internal name: `Parent`

The name of the agency beneath which the specified agency should be positioned. For new agencies, if you do not specify a parent agency, or the parent agency does not exist, the new agency is placed under the root. If you are specifying an existing agency for the user, make sure you specify the correct parent agency, or omit the `Parent` node; otherwise, the agency will be moved under the new parent.

Note: Parent agency names must be unique. The import will fail if two different agencies have the same name as the specified parent name.

7.4.14 PivCardRequest/Agency/AgencyAddress

Used for delivery addresses. Contains the following elements:

Field Name	Internal Name
Address1	Xg7
Address2	Xg8
City	Xg9
State	Xg10
Zip	Xg11
PhoneNumber	Xg13
Country	Xg12
Email	Xg14
Contact	Xg6

- 7.4.15 **PivCardRequest/Agency/AdditionalAgencyFields**
Contains any extended (Xg) agency fields. See section [3.8.2, Additional group fields](#) for details.
- 7.4.16 **PivCardRequest/Agency/Applicant**
The Applicant element contains information about the applicant.
You can import a single applicant in each XML document.
- 7.4.17 **PivCardRequest/Agency/Applicant/Personal**
Contains the personal details of the applicant.
Mandatory for Add.
- 7.4.18 **PivCardRequest/Agency/Applicant/Personal/FirstName**
Internal name: `FirstName`
Mandatory.
- 7.4.19 **PivCardRequest/Agency/Applicant/Personal/LastName**
Internal name: `Surname`
Mandatory.
- 7.4.20 **PivCardRequest/Agency/Applicant/Personal/NickName**
Internal name: `Xu49`
- 7.4.21 **PivCardRequest/Agency/Applicant/Personal/MiddleName**
Internal name: `Initial`
- 7.4.22 **PivCardRequest/Agency/Applicant/Personal/Suffix**
Internal name: `XuPIV4`

7.4.23 PivCardRequest/Agency/Applicant/Personal/Title

Internal name: `Title`

7.4.24 PivCardRequest/Agency/Applicant/Personal/Email

Internal name: `Email`

This address is used for email notifications.

7.4.25 PivCardRequest/Agency/Applicant/Personal/Fax

Internal name: `PhoneExt`

7.4.26 PivCardRequest/Agency/Applicant/Personal/Cell

Internal name: `MobileNumber`

7.4.27 PivCardRequest/Agency/Applicant/Personal/Phone

Internal name: `PhoneNumber`

7.4.28 PivCardRequest/Agency/Applicant/Personal/EmployeeID

Internal name: `EmployeeID`

This should be a unique identifier for the applicant.

Mandatory.

Appears within MyID Desktop as the **Security** field. For a PIV user (that is, a user who belongs to an agency that does not have a code of 9999) this value is used for the PI (Person Identifier) value in the FASC-N. Due to restrictions on the PI field in the FASC-N, this identifier must be a maximum of 10 numeric digits.

7.4.29 PivCardRequest/Agency/Applicant/Personal/Address

Used for delivery addresses. Contains the following elements:

- Address1
- Address2
- City
- StateZip

7.4.30 PivCardRequest/Agency/Applicant/Personal/BirthDate

Internal name: Xu37

Format: YYYY-MM-DD

7.4.31 PivCardRequest/Agency/Applicant/Personal/Nationality

Internal name: XuPIV1

A code referring to the nationality of the applicant. The possible values are:

Code	Nationality
AFG	Afghanistan
ALA	Aland Islands
ALB	Albania
DZA	Algeria
ASM	American Samoa
AND	Andorra
AGO	Angola
AIA	Anguilla
ATA	Antarctica
ATG	Antigua and Barbuda
ARG	Argentina
ARM	Armenia

Code	Nationality
ABW	Aruba
AUS	Australia
AUT	Austria
AZE	Azerbaijan
BHS	Bahamas
BHR	Bahrain
BGD	Bangladesh
BRB	Barbados
BLR	Belarus
BEL	Belgium
BLZ	Belize
BEN	Benin
BMU	Bermuda
BTN	Bhutan
BOL	Bolivia
BIH	Bosnia and Herzegovina
BWA	Botswana
BVT	Bouvet Island
BRA	Brazil
IOT	British Indian Ocean Territory
BRN	Brunei Darussalam
BGR	Bulgaria
BFA	Burkina Faso
BDI	Burundi
KHM	Cambodia
CMR	Cameroon
CAN	Canada
CPV	Cape Verde

Code	Nationality
CYM	Cayman Islands
CAF	Central African Republic
TCD	Chad
CHL	Chile
CHN	China
CXR	Christmas Island
CCK	Cocos (Keeling) Islands
COL	Colombia
COM	Comoros
COG	Congo
COD	Congo, Democratic Republic of the
COK	Cook Islands
CRI	Costa Rica
CIV	Cote d'Ivoire
HRV	Croatia
CUB	Cuba
CYP	Cyprus
CZE	Czech Republic
DNK	Denmark
DJI	Djibouti
DMA	Dominica
DOM	Dominican Republic
ECU	Ecuador
EGY	Egypt
SLV	El Salvador
GNQ	Equatorial Guinea
ERI	Eritrea
EST	Estonia

Code	Nationality
ETH	Ethiopia
FLK	Falkland Islands (Malvinas)
FRO	Faroe Islands
FJI	Fiji
FIN	Finland
FRA	France
GUF	French Guiana
PYF	French Polynesia
ATF	French Southern Territories
GAB	Gabon
GMB	Gambia
GEO	Georgia
DEU	Germany
GHA	Ghana
GIB	Gibraltar
GRC	Greece
GRL	Greenland
GRD	Grenada
GLP	Guadeloupe[2]
GUM	Guam
GTM	Guatemala
GGY	Guernsey
GIN	Guinea
GNB	Guinea-Bissau
GUY	Guyana
HTI	Haiti
HMD	Heard Island and McDonald Islands
VAT	Holy See (Vatican City State)

Code	Nationality
HND	Honduras
HKG	Hong Kong
HUN	Hungary
ISL	Iceland
IND	India
IDN	Indonesia
IRN	Iran, Islamic Republic of
IRQ	Iraq
IRL	Ireland
IMN	Isle of Man
ISR	Israel
ITA	Italy
JAM	Jamaica
JPN	Japan
JEY	Jersey
JOR	Jordan
KAZ	Kazakhstan
KEN	Kenya
KIR	Kiribati
PRK	Korea, Democratic People's Republic of
KOR	Korea, Republic of
KWT	Kuwait
KGZ	Kyrgyzstan
LAO	Lao People's Democratic Republic
LVA	Latvia
LBN	Lebanon
LSO	Lesotho
LBR	Liberia

Code	Nationality
LBY	Libyan Arab Jamahiriya
LIE	Liechtenstein
LTU	Lithuania
LUX	Luxembourg
MAC	Macao
MKD	Macedonia, the former Yugoslav Republic of
MDG	Madagascar
MWI	Malawi
MYS	Malaysia
MDV	Maldives
MLI	Mali
MLT	Malta
MHL	Marshall Islands
MTQ	Martinique
MRT	Mauritania
MUS	Mauritius
MYT	Mayotte
MEX	Mexico
FSM	Micronesia, Federated States of
MDA	Moldova, Republic of
MCO	Monaco
MNG	Mongolia
MNE	Montenegro
MSR	Montserrat
MAR	Morocco
MOZ	Mozambique
MMR	Myanmar
NAM	Namibia

Code	Nationality
NRU	Nauru
NPL	Nepal
NLD	Netherlands
ANT	Netherlands Antilles
NCL	New Caledonia
NZL	New Zealand
NIC	Nicaragua
NER	Niger
NGA	Nigeria
NIU	Niue
NFK	Norfolk Island
MNP	Northern Mariana Islands
NOR	Norway
OMN	Oman
PAK	Pakistan
PLW	Palau
PSE	Palestinian Territory, Occupied
PAN	Panama
PNG	Papua New Guinea
PRY	Paraguay
PER	Peru
PHL	Philippines
PCN	Pitcairn
POL	Poland
PRT	Portugal
PRI	Puerto Rico
QAT	Qatar
REU	Reunion

Code	Nationality
ROU	Romania
RUS	Russian Federation
RWA	Rwanda
SHN	Saint Helena
KNA	Saint Kitts and Nevis
LCA	Saint Lucia
SPM	Saint Pierre and Miquelon
VCT	Saint Vincent and the Grenadines
WSM	Samoa
SMR	San Marino
STP	Sao Tome and Principe
SAU	Saudi Arabia
SEN	Senegal
SRB	Serbia
SYC	Seychelles
SLE	Sierra Leone
SGP	Singapore
SVK	Slovakia
SVN	Slovenia
SLB	Solomon Islands
SOM	Somalia
ZAF	South Africa
SGS	South Georgia and the South Sandwich Islands
ESP	Spain
LKA	Sri Lanka
SDN	Sudan
SUR	Suriname
SJM	Svalbard and Jan Mayen

Code	Nationality
SWZ	Swaziland
SWE	Sweden
CHE	Switzerland
SYR	Syrian Arab Republic
TWN	Taiwan, Province of China
TJK	Tajikistan
TZA	Tanzania, United Republic of
THA	Thailand
TLS	Timor-Leste
TGO	Togo
TKL	Tokelau
TON	Tonga
TTO	Trinidad and Tobago
TUN	Tunisia
TUR	Turkey
TKM	Turkmenistan
TCA	Turks and Caicos Islands
TUV	Tuvalu
UGA	Uganda
UKR	Ukraine
ARE	United Arab Emirates
GBR	United Kingdom
USA	United States
UMI	United States Minor Outlying Islands
URY	Uruguay
UZB	Uzbekistan
VUT	Vanuatu
VEN	Venezuela

Code	Nationality
VNM	Viet Nam
VGB	Virgin Islands, British
VIR	Virgin Islands, U.S.
WLF	Wallis and Futuna
ESH	Western Sahara
YEM	Yemen
ZMB	Zambia
ZWE	Zimbabwe

7.4.32 PivCardRequest/Agency/Applicant/Personal/Citizenship

Reserved for future use. Do not use.

7.4.33 PivCardRequest/Agency/Applicant/Personal/CountryOfBirth

Internal name: XuPIV12.

Used for OPM Adjudication – contact customer support for more information, quoting reference SUP-123.

A two-character NCIC country code specifying the country of birth of the applicant. If the country is the United States of America, use the `PlaceOfBirth` node to specify the state.

7.4.34 PivCardRequest/Agency/Applicant/Personal/PlaceOfBirth

Reserved for future use.

7.4.35 PivCardRequest/Agency/Applicant/Personal/ExportRestrictions

Reserved for future use. Do not use.

7.4.36 PivCardRequest/Agency/Applicant/Authentication

Contains information about the security phrases for a user.

7.4.37 PivCardRequest/Agency/Applicant/Authentication/SecurityPhrase

Contains a pair of elements – a `Prompt` and an `Answer` – that provide a security phrase for the applicant.

You can have up to five `SecurityPhrase` elements, each containing a `Prompt` and `Answer` pair.

Note: If you provide any security phrases for an existing user, *all* existing security phrases on that user's account are removed and replaced with the newly-provided security phrases. You can use this feature to delete the security phrases from a user's account – provide a single `Prompt` with an empty `Answer`, and the user's security phrases will be removed. (If the minimum number of security phrases is set to 1, the user will still be prompted for a security phrase when attempting to log on, but will be unable to authenticate.)

7.4.38 PivCardRequest/Agency/Applicant/Authentication/SecurityPhrase/Prompt

Internal name: `Question` field in `SecurityQuestions`

Used to import a security question. If the question does not already exist, an entry is added to the `SecurityQuestions` table; this question will subsequently be available for use when setting security phrases in MyID.

The default security questions are:

ID	Question
1	Password
2	Mothers maiden name?
3	N.I number?
4	Favourite food?
5	Car registration number?
6	Name of pet
7	First school attended
8	An old phone number
9	A memorable date
10	A memorable place
11	A memorable event
12	A famous person
13	Place of birth
14	A country

ID	Question
15	A river
16	A movie
17	A song
18	A book
19	A sport
20	A postcode
21	An animal
22	First car type

7.4.39 PivCardRequest/Agency/Applicant/Authentication/SecurityPhrase/Answer

Internal name: `SecurityPhrase` field in `UsersSecurityQuestions`

Used to import an answer to a security question for an applicant. A hash of the answer is stored in the `UsersSecurityQuestions` table.

Important: Do not include any leading or trailing spaces in the security phrase answer. If you do include leading or trailing spaces, the user will be unable to authenticate to MyID.

Note: If you have set up the **Security Phrase Complexity** option within MyID to determine the complexity of security phrases, this is not enforced on any passwords that you import using the Lifecycle API.

You can encrypt the answer using a transport key – this allows you to maintain the security of the security phrase answer when you include it in the XML data.

To encrypt the answer:

1. Import your AES128 transport key into MyID using the **Key Manager** workflow.
2. External to MyID, encrypt the security phrase answer with the following settings:
 - ◆ Encode the security phrase answer as little-endian Unicode. Do not use a byte order mark.
For example, a security phrase of `answer` would be encoded as:
`0061006E0073007700650072`
 - ◆ Pad the data using ISO9797 Method 2 (pad with a single 0x80, then 0x00 until the block-length is reached).
 - ◆ Encrypt using CBC or ECB mode encryption.

3. Add the hex-encoded encrypted data to the `Answer` node.
4. Set the `KeyName` attribute of the `Answer` node to the name of the transport key you imported into MyID.
5. Set the `Mode` attribute of the `Answer` node to either `CBC` or `ECB`, depending on how you encrypted the answer.

For example:

- The transport key, `MyTransportKey`, has a value of:

```
206890FC9B4EA1D0137D8C692B3BFCB6
```

- The security phrase is:

```
answer
```

- In the import, use the following:

```
<Answer KeyName="MyTransportKey" Mode="CBC">6713987B589F76BC4DA0F557D79A6275</Answer>
```

If you do not want to encrypt the answer in the XML document, omit the `KeyName` and `Mode` attributes. For example:

```
<Answer>plaintextanswer1234</Answer>
```

7.4.40 PivCardRequest/Agency/Applicant/Card

Used to specify details for the applicant's card.

7.4.41 PivCardRequest/Agency/Applicant/Card/CardProfile

If present, this will request a card of the given name for this applicant. If performing an update, or the card profile does not exist, no request will be made.

7.4.42 PivCardRequest/Agency/Applicant/Card/CardExpiryDate

Used to specify the expiry date for the card when it is issued. The card will expire on the date specified, or on the date the card profile specifies, whichever is earlier.

The format is `YYYY-MM-DD` – for example, `2016-12-25`.

Note: If the **Expire Cards at End of Day** configuration option is set to Yes, the time portion of the card expiry date is set to 23:59 UTC – the end of the day. If the **Expire Cards at End of Day** option is set to No, the time portion is set to the time of the import. However, if the **Expire Cards at End of Day** option is set to No, *and* the card expiry date is constrained by an earlier card lifetime as configured in the credential profile, the time portion is set to 00:00 UTC – the start of the day.

If you provide a date in the `CardExpiryDate` node, and this exceeds the **Maximum Expiry Date** set against the user account, the `CardExpiryDate` is ignored, and the **Maximum Expiry Date** is used in the request. This may be changed at the time of collection to an earlier date, if the lifetime configured in the credential profile limits it.

7.4.43 PivCardRequest/Agency/Applicant/Card/Renewal

Used to specify whether the card is a renewal of an existing card. If the user already exists, you must set this option to `true` or card request jobs will not be created.

Can be one of the following values:

- `true` – this is a card renewal.
- `false` – this is not a card renewal.

Note: For card renewals, you must specify the card's original serial number and device type using the `PivCardRequest/Agency/Applicant/Card/Update` node.

7.4.44 PivCardRequest/Group/User/Card/ImportCard

Used to specify whether to import a device (see section [3.11, Importing operator credentials](#)).

Can be one of the following values:

- `true` – import a device.
- `false` – do not import a device.

- 7.4.45 **PivCardRequest/Agency/Applicant/Card/CardRequestedBy**
This is the logon name of the person requesting the card. Used for auditing purposes.
- 7.4.46 **PivCardRequest/Agency/Applicant/Card/JobLabel**
Allows you to specify a label for the renewal or replacement job. You can then search for this label in the **Job Management** or **Batch Issue Card** workflows.
- 7.4.47 **PivCardRequest/Agency/Applicant/Card/Update**
Used to specify the card being updated or renewed. You must make sure that the card is issued to the user.
- 7.4.48 **PivCardRequest/Agency/Applicant/Card/Update/OriginalSerialNumber**
The serial number of the card being updated or renewed. Used to target a specific card.
Mandatory if you have included the `Update` node.
- 7.4.49 **PivCardRequest/Agency/Applicant/Card/Update/OriginalDeviceType**
The device type of the card being updated or renewed.
Mandatory if you have included the `Update` node.
- 7.4.50 **PivCardRequest/Agency/Applicant/Card/Update/StatusMapping**
The status mapping code to be used when the card is updated.
See section [3.7.5, Status mapping codes](#) for details.
- 7.4.51 **PivCardRequest/Agency/Applicant/Card/Update/RevocationComment**
A free text description that is stored in the database against certificates revoked by this update. Used in conjunction with the `ReIssue` option in `ParametersXML`.

7.4.52 PivCardRequest/Agency/Applicant/Card/Update/ParametersXML

Contains parameters for the card update job.

7.4.53 PivCardRequest/Agency/Applicant/Card/Update/ParametersXML/ReIssue

Set to 1 to request the reissuance of a device.

Reissuance is a type of card update job that, when collected, carries out the following:

- Revokes existing certificates present on the device.
- Re-applies data model electronic personalization.
- Issues and writes a new set of certificates onto the device (according to the credential profile).
- If the **Rotate Keys On Card Update** configuration option is set (on the **Issuance Processes** page of the **Operation Settings** workflow) applies the latest customer GlobalPlatform and PIV 9B keys.

7.4.54 PivCardRequest/Agency/Applicant/Card/Replacement

Allows you to provide the details of the credential being replaced.

7.4.55 PivCardRequest/Agency/Applicant/Card/Replacement/OriginalSerialNumber

The serial number of the card being replaced. Mandatory if you specify the `Replacement` node.

7.4.56 PivCardRequest/Agency/Applicant/Card/Replacement/OriginalDeviceType

The device type of the card being replaced. Mandatory if you specify the `Replacement` node.

Note: If you specify a valid serial number and device type for the card being replaced (that is, an existing credential that is currently assigned to the applicant) the original card is marked for cancellation and a new card request is created.

If the serial number is invalid (for example, the card does not exist, or is not assigned to any user) no card is marked for cancellation, but the replacement card is still requested.

If the serial number is valid but is assigned to another user, an error is generated; the card is not cancelled, and no replacement card is requested.

7.4.57 PivCardRequest/Agency/Applicant/Card/Replacement/StatusMapping

The status mapping ID for the replacement.

See section [3.7.5, Status mapping codes](#) for details.

7.4.58 PivCardRequest/Agency/Applicant/Card/Reprovision

Set the value of this node to 1 to request a reprovision rather than an update.

A reprovision allows you to re-encode a card completely, based on the data in the MyID database, using the latest version of the credential profile used during issuance.

The card will have the same expiry date as the original card. New certificates may have longer expiration times than the original certificates, but these will not exceed the lifetime of the card itself. Certificates that were revoked externally to MyID will be replaced with new active certificates.

When requesting a reprovision, specify a status mapping with one of the following values:

- 83 – User details have changed.
- 84 – There is a problem with the device.
- 85 – New credential profile needs to be applied.

Note: If you specify any other status mapping, it is ignored – only these status mappings carry out reprovisions.

For example:

```
<Card>
<CardProfile>Yubikey NoOTP</CardProfile>
<CardRequestedBy>System</CardRequestedBy>
<Update>
  <OriginalSerialNumber>8115516</OriginalSerialNumber>
  <OriginalDeviceType>YubiKey 4</OriginalDeviceType>
  <StatusMapping>84</StatusMapping>
</Update>
<Reprovision>1</Reprovision>
</Card>
```

- 7.4.59 **PivCardRequest/Agency/Applicant/Card/CardLayout**
Optionally, contains the name of the card layout to use when printing the requested card.
The card layout name must be valid for the card's credential profile at the point that the card is issued; if the card layout name is not valid, the request will not be processed.
- 7.4.60 **PivCardRequest/Agency/Applicant/Card/SerialNumber**
Used in conjunction with the `PivCardRequest/Agency/Applicant/Card/DeviceType` node to specify an exact card to be issued.
Note: If you have the **Only Issue to Known Serial Numbers** option set in the credential profile, and you specify a serial number for the card that has not previously been added to MyID, the import will fail. This failure will be included in the audit.
- 7.4.61 **PivCardRequest/Agency/Applicant/Card/DeviceType**
Used in conjunction with the `PivCardRequest/Agency/Applicant/Card/SerialNumber` node to specify an exact card to be issued.
- 7.4.62 **PivCardRequest/Group/User/Card/Container**
Used in conjunction with the `CMSCardRequest/Group/User/Card/ImportCard` node to specify the container that the authentication certificate is located in.
See section [3.11, Importing operator credentials](#).
- 7.4.63 **PivCardRequest/Group/User/Card/Certificate**
Used in conjunction with the `CMSCardRequest/Group/User/Card/ImportCard` node to specify the authentication certificate on the imported card. This must be the base64 representation of the certificate without headers, footers, or line breaks.
See section [3.11, Importing operator credentials](#).
- 7.4.64 **PivCardRequest/Agency/Applicant/Account**
Contains details of the applicant's account.
- 7.4.65 **PivCardRequest/Agency/Applicant/Account/DN**
Internal name: `DistinguishedName`

The DN of the users account in the LDAP

7.4.66 PivCardRequest/Agency/Applicant/Account/AlternateDN

Internal name: `Xu55`

If populated this is used in preference to the DN for cert requests

7.4.67 PivCardRequest/Agency/Applicant/Account/CN

Internal name: `CommonName`

7.4.68 PivCardRequest/Agency/Applicant/Account/OU

Internal name: `OrganisationalUnit`

7.4.69 PivCardRequest/Agency/Applicant/Account/UPN

Internal name: `UserPrincipalName`

7.4.70 PivCardRequest/Agency/Applicant/Account/SAMAccountName

Internal name: `SAMAccountName`

Optional `SAMAccountName` value for the user. Maximum of 20 characters.

7.4.71 PivCardRequest/Agency/Applicant/Account/Domain

Internal name: `Domain`

Optional `Domain` value for the user. Maximum of 50 characters.

7.4.72 PivCardRequest/Agency/Applicant/Account/LogonName

Internal name: `LogonName`

User's name, used to log into MyID. Must be unique.

If no value is supplied, the `PivCardRequest/Agency/Applicant/Personal/EmployeeID` value is used instead.

7.4.73 PivCardRequest/Agency/Applicant/Account/Roles

Contains the details of the role you want to assign to the applicant.

Note: You can set any role for a user using the Lifecycle API – the roles you specify override any role restrictions. Also, the user will not receive any default roles that have been set up for their group; if you want to assign roles, you must include them explicitly. If you do *not* specify any roles, the user receives the default Cardholder and Password User roles.

7.4.74 PivCardRequest/Agency/Applicant/Account/Roles/Role

Contains details of the role you want to assign the applicant. Contains the following elements:

Field Name	Internal Name	Description
Name	UserProfile	The name of the role that the applicant is to have. You must specify a role for the applicant.
Scope	Scope	The scope of the role that the applicant is to have. The value must be one of the following: None Self Department Division All Note: If you want to remove an existing role from a user's account, set the <code>Scope</code> to <code>None</code> , and the <code>RolesActionOnDuplicate</code> parameter to <code>MergeEmpty</code> .
LogonMechanism	LogonMechanism	Not supported. Do not use.

7.4.75 PivCardRequest/Agency/Applicant/Account/EntrustProfile

Specifies an Entrust profile template to use for the applicant. If specified, the applicant is added to Entrust using the template. See section [3.9, Importing users into Entrust](#) for details.

7.4.76 PivCardRequest/Agency/Applicant/Account/MaxRequestExpiryDate

Allows you to set the maximum credential expiry date for a person – this allows you to specify the latest expiry date for any device issued to this person. Note that card requests cannot exceed the **Lifetime** set in the credential profile. Also, the credential profile can override the maximum expiry date for a person using the **Ignore User Expiry Date** option.

If the **Expire Cards at End of Day** configuration option is set to Yes, the time portion of the user's maximum credential expiry date is set to 23:59 UTC – the end of the day. If the **Expire Cards at End of Day** option is set to No, the time portion is set to 00:00 UTC – the start of the day.

If you supply an expiry date in the `CardExpiryDate` node, it may also cause a check to be performed even when Max Request Expiry Date is not set in the same transaction using the Lifecycle API. See section [7.4.42, PivCardRequest/Agency/Applicant/Card/CardExpiryDate](#).

This setting affects all future device requests. It does not affect any issued devices or existing requests.

Note: This setting affects device requests made through the MyID Operator Client or the Lifecycle API. Requests made through MyID Desktop do not take this setting into account.

See the *Requesting a device for a person* section in the [MyID Operator Client](#) guide for more information.

7.4.77 PivCardRequest/Agency/Applicant/Position

Contains information about the applicant's position within the agency.

7.4.78 PivCardRequest/Agency/Applicant/Position/EmployeeAssociation

Internal name: `Xu4` and `Xu5`

If "Contractor" this is appended to the Applicant's DN. The numeric version stored in `Xu4`.

Note: This node *must* be populated with a valid lookup value for new user imports.

The value can be one of the following:

- Employee
- Civil Worker
- Executive
- Uniformed
- Contractor
- Afficiate

- Beneficiary

7.4.79 PivCardRequest/Agency/Applicant/Position/EmployeeAffiliation

Internal name: Xu53

Used for graphical personalization of the card.

7.4.80 PivCardRequest/Agency/Applicant/Position/Rank

Internal name: Xu1

Used for graphical personalization of the card.

The value is restricted to a list of codes (for example, E-1 or O-6). See the schema for a full list.

7.4.81 PivCardRequest/Agency/Applicant/Position/EmergencyRole

Internal name: Xu8

Can be used to allow additional card profiles to Emergency Responders.

Can be one of the following values:

- Law Enforcement
- Paramedic
- Doctor
- Firefighter
- Bomb Disposal
- Biohazard
- None

7.4.82 PivCardRequest/Agency/Applicant/Position/Privilege

Internal name: Xu30

These details are visible in **View Person** and during card issuance approval.

7.4.83 PivCardRequest/Agency/Applicant/Position/ApplicantPosition

Internal name: Xu11

These details are visible in **View Person** and during card issuance approval.

7.4.84 PivCardRequest/Agency/Applicant/Position/ExtraInfo

Internal name: Xu10

A free-text field to leave comments about an applicant.

7.4.85 PivCardRequest/Agency/Applicant/Sponsor

Contains information about the applicant's sponsor. These details are visible in **View Person** and during card issuance approval.

7.4.86 PivCardRequest/Agency/Applicant/Sponsor/SponsorName

Internal name: Xu31

7.4.87 PivCardRequest/Agency/Applicant/Sponsor/SponsorPosition

Internal name: Xu32

7.4.88 PivCardRequest/Agency/Applicant/Sponsor/SponsorAgency

Internal name: Xu34

7.4.89 PivCardRequest/Agency/Applicant/Sponsor/SponsorEmail

Internal name: Xu36

7.4.90 PivCardRequest/Agency/Applicant/Sponsor/SponsorPhoneNumber

Internal name: Xu35

7.4.91 PivCardRequest/Agency/Applicant/Biometry

Contains information about the applicant's biometric details. Some of these details are printed on the reverse of some card layouts. Also included in adjudication requests.

7.4.92 PivCardRequest/Agency/Applicant/Biometry/HeightInches

Internal name: Xu14

The applicant's height in inches.

Note: This must be numeric. For example, 73 is accepted; 73" or 6'1" or 6 foot 1 inch are not allowed.

7.4.93 PivCardRequest/Agency/Applicant/Biometry/WeightLbs

Internal name: Xu15

The applicant's weight in pounds.

Note: The schema allows a total of eight characters for this value; however, this includes the space and lbs that is appended during the import. Accordingly there are four characters available for the numeric part of the weight; for example, 9999, which becomes 9999 lbs when it is imported into MyID. Do not include the lbs in the import data. 140 is accepted; 140 lbs or 10 stone are not allowed.

7.4.94 PivCardRequest/Agency/Applicant/Biometry/Gender

Internal name: Xu38

7.4.95 PivCardRequest/Agency/Applicant/Biometry/EyeColor

Internal name: Xu13

The value of this element is restricted. See the schema for details.

7.4.96 PivCardRequest/Agency/Applicant/Biometry/HairColor

Internal name: Xu12

The value of this element is restricted. The current list is:

Code	Description
XXX	Unspecified or unknown
BAL	Bald
BLK	Black
BLN	Blonde or Strawberry
BLU	Blue
BRO	Brown
GRY	Gray or Partially Gray
GRN	Green
ONG	Orange
PNK	Pink
PLE	Purple
RED	Red or Auburn
SDY	Sandy
STR	Streaked
WHI	White

7.4.97 PivCardRequest/Agency/Applicant/Biometry/Race

Internal name: Xu39

The value of this element is restricted. See the schema for details.

7.4.98 PivCardRequest/Agency/Applicant/Biometry/BioSample

Contains elements to contain fingerprints, EFT data and facial biometric scans.

The possible elements are:

- `R_Little` – the right little finger. Uses the data type `BioFingerSample`.
- `R_Ring` – the right ring finger. Uses the data type `BioFingerSample`.
- `R_Middle` – the right middle finger. Uses the data type `BioFingerSample`.
- `R_Index` – the right index finger. Uses the data type `BioFingerSample`.
- `R_Thumb` – the right thumb. Uses the data type `BioFingerSample`.
- `L_Little` – the left little finger. Uses the data type `BioFingerSample`.
- `L_Ring` – the left ring finger. Uses the data type `BioFingerSample`.
- `L_Middle` – the left middle finger. Uses the data type `BioFingerSample`.
- `L_Index` – the left index finger. Uses the data type `BioFingerSample`.
- `L_Thumb` – the left thumb. Uses the data type `BioFingerSample`.
- `EFT` – the applicant's EFT sample. Uses the data type `EncodedData` with an encoding type of `bmp`. As this is a standard format, the encoding type is actually ignored.
- `FaceScan` – the applicant's facial biometric sample. Uses the data type `EncodedData` with an encoding type of `385`.
- `IrisScan` – the applicant's iris sample. Uses the data type `EncodedData` with an encoding type of `19794`.

Important: If you include a biometrics node (for example, `FaceScan`) you *must* provide full and correct data for the biometrics. Do not leave the node empty – if you provide an empty node, the MyID client will not display the correct default image, but will display a broken image icon instead.

BioFingerSample

The `BioFingerSample` block is used to provide the data for a single fingerprint. It contains either:

- An `EncodedData` block (see below), with the `Encoding` type of `378` and a `Data` block of base64 data, and:
- An optional `RolledPrint` element, which can be either `Yes` or `No`, determining whether the fingerprint is a roll or a slap.

or:

- A `ReasonMissing` element, which can be either `Unprintable` or `Amputated`, if you cannot provide the data for the specified finger.

For example:

```
<BioSample>
  <R_Index>
    <Encoding>378</Encoding>
    <Data>Rk1SACAyMAAAgAAAAAAAAAAEAAWgAxQDFAQAAAAAQgLQAFVUAgMkApaIAgJUAvV4A
gJMA1wEAgCkBBX4AgKkBIpIAgIkBLYQAgEMBOiYAgGoBPn8AgLABQY8AQIwAQRMA
QI4AYV0AQF0AiwwAQKMAkakAQLsAo08AQIkBF4YAAAA=</Data>
    <RolledPrint>No</RolledPrint>
  </R_Index>
  <L_Index>
    <ReasonMissing>Unprintable</ReasonMissing>
  </L_Index>
  ...
</BioSample>
```

EncodedData

`EncodedData` blocks are used to include binary data in the imported XML; for example, fingerprint data, facial biometrics, and scanned documents. The `EncodedData` block has the following elements:

- `Encoding` – the type of data encoded in the block. This can be one of the following:
 - ♦ `jpg` – JPG image data.
 - ♦ `gif` – GIF image data.
 - ♦ `png` – PNG image data.
 - ♦ `bmp` – Windows bitmap image data.
 - ♦ `378` – INCITS 378 fingerprint data.
 - ♦ `385` – facial biometrics in ANSI/INCITS 385-2004 format.
 - ♦ `19794` – iris data.
- `Data` – a string of base64-encoded data containing the file to be uploaded.
- `DateTaken` – the date of the data; for example, when the photograph was taken, or when the fingerprints were captured.

For user photos only, this is added to the XML within the `ImageProps` field in the `People` table in the MyID database.

yyyy-mm-ddThh:mm:ss.nnn

For example:

```
2010-01-02T14:23:54.123
```

Note: This is important for FIPS 201-2, as it lays down requirements for the maximum age of captured biometrics at the point of card issuance.

- `Source` – For user photos only, this is added to the XML within the `ImageProps` field in the `People` table. You can optionally use this field to store information about where the user photo came from.

Removing and updating fingerprints

You can update the fingerprints for applicants by supplying new fingerprint data. Updated fingerprint data for the specified fingers overwrites the previously-recorded fingerprints. If you are using different fingers (for example, if the applicant has had their right index finger amputated) you can remove the existing fingerprints for specific fingers by including an empty `Data` node.

For example:

```
<BioSample>
  <R_Index>
    <Encoding>378</Encoding>
    <Data/>
  </R_Index>
</BioSample>
```

Alternatively, you can use the `ReasonMissing` element to remove existing fingerprints:

```
<BioSample>
  <R_Index>
    <ReasonMissing>Amputated</ReasonMissing>
  </R_Index>
</BioSample>
```

All changes to the fingerprints stored for applicants are recorded in the audit trail.

7.4.99 PivCardRequest/Agency/Applicant/Biometry/Signature

Contains the applicant's digitized signature. Uses type `EncodedData` with an `Encoding` type of `jpg`. See [EncodedData](#) on page 95 for details of the `EncodedData` format.

7.4.100 PivCardRequest/Agency/Applicant/IdentityDocs

Contains scans and information about the applicant's identity documents.

The following elements are included, one for each document:

- IdentityDoc1
- IdentityDoc2
- SPF10

Each document contains the following elements:

Field Name	Internal Name	Description	Allowed Values
Image		Contains the scanned document. Uses an <code>EncodedData</code> block with an <code>Encoding</code> type of <code>jpg</code> . See EncodedData on page 95 for details of the <code>EncodedData</code> format.	
Title	Xu21 Xu26	The type of the identity document	Restricted for <code>IdentityDoc1</code> and <code>IdentityDoc2</code> – see the schema for a list of supported documents. <code>IDDocName1</code> is the list for the first identity document, and <code>IDDocName2</code> is the list for the second identity document.
IssuedBy	Xu22 Xu27	The authority that issue the document	
Number	Xu23 Xu28	A unique identifier for the document	
Expiry	Xu24 Xu29	The expiry date for the document	YYYY-MM-DD

7.4.101 PivCardRequest/Agency/Applicant/NACI

Contains information about the applicant's NACI checks. The NACI checks are visible in the **View Person** workflow.

For example:

```
<NACI>
  <NACCCaseNumber>65522</NACCCaseNumber>
  <NACICaseNumber>65522</NACICaseNumber>
  <Check>
    <Type>SII</Type>
    <Status>AP</Status>
  </Check>
  <Check>
    <Type>DCII</Type>
    <Status>AP</Status>
  </Check>
  <Check>
    <Type>FBI CHF</Type>
    <Status>AP</Status>
  </Check>
  <Check>
    <Type>NACI</Type>
    <Status>WR</Status>
  </Check>
  <CardIssuanceApproved>YES</CardIssuanceApproved>
  <Comments></Comments>
</NACI>
```

7.4.102 PivCardRequest/Agency/Applicant/NACI/NACCCaseNumber

Internal name: Xu40

7.4.103 PivCardRequest/Agency/Applicant/NACI/NACICaseNumber

Internal name: Xu46

7.4.104 PivCardRequest/Agency/Applicant/NACI/Check

Internal name: Xu41, Xu42, Xu43, Xu44, and Xu45

Contains one or more NACI background checks. You can have multiple `Check` elements in the import file. Each `Check` element contains the following elements:

- `Type` – The name of the background check. This can be one of the following:
 - ◆ `SII`
 - ◆ `DCII`
 - ◆ `FBI Name` – this option (which mapped to internal ID Xu43) is not supported. If you include this value in the import XML, it is ignored. If your system has been upgraded from an earlier version of MyID, your database may still have the Xu43 field; however, this field is no longer populated or used.
 - ◆ `FBI CHF`
 - ◆ `NACI`
- `Status` – the status of the NACI check. This can be one of the following:
 - ◆ `NR` – Not Requested
 - ◆ `WR` – Waiting Response
 - ◆ `AS` – Assessing Response
 - ◆ `AP` – Approved
 - ◆ `RJ` – Rejected

7.4.105 PivCardRequest/Agency/Applicant/NACI/CardIssuanceApproved

Internal name: `UserDataApproved`

Note: Throughout the *PIV Integration Guide*, this field is referred to as the *User Data Approved* flag.

Contains information on whether card issuance is approved for this applicant. Can be one of the following values:

- YES or 1
- NO or 0

This flag confirms that the data being sent to MyID has passed all the enrollment checks required for card issuance. You must set this flag when adding an applicant for the first time, and also on card renewal.

Note: The `VettingDate` defaults to the current date if `CardIssuanceApproved` is set to YES or 1, and an explicit `VettingDate` is not provided in the request.

7.4.106 PivCardRequest/Agency/Applicant/NACI/Comments

Internal name: `Xu33`

Free text description, up to 255 characters, of any background checks.

7.4.107 PivCardRequest/Agency/Applicant/NACI/VettingDate

Internal name: `VettingDate`

Contains the date on which the applicant's identity checks were carried out. The format is:

`YYYY-MM-DDThh:mm:ss`

You can use this field to ensure that the applicant's identity checks are renewed periodically. See the *Identity checks* section in the *Administration Guide* for details.

7.4.108 PivCardRequest/Agency/Applicant/Photo

Contains the applicant's photo. This is an `EncodedData` type block, with an `Encoding` value of `jpg`, `gif`, `bmp` or `png`, and the `Data` block containing a base64-encoded image.

See *EncodedData* on page 95 for details of the `EncodedData` format.

- 7.4.109 PivCardRequest/Agency/Applicant/System
Contains system information for the application.
Required for PIV issuance.
- 7.4.110 PivCardRequest/Agency/Applicant/System/GUID
Internal name: Xu51
Unique ID used as part of the Card Holder Unique ID (CHUID).
Mandatory.
- 7.4.111 PivCardRequest/Agency/Applicant/System/CredNo
Internal name: Xu48
Credential Number – encoded in the FASC-N.
Mandatory.
- 7.4.112 PivCardRequest/Agency/Applicant/System/CS
Credential Series – always set to 1, but is ignored in the import anyway and the result is always 1. If you need to increment the credential series, contact customer support for details.
- 7.4.113 PivCardRequest/Agency/Applicant/System/POA
Legacy field – replaced by Applicant/EmployeeAssociation.
- 7.4.114 PivCardRequest/Agency/Applicant/System/ICl
Internal name: Xu47
The issue number of the next card to be issued. This is encoded in the FASCN. Recommend coding as a 1 always.
Mandatory only for Add.

7.4.115 PivCardRequest/Agency/Applicant/System/UserStatus

Internal name: Xu50

The state of the applicant in the process. This is displayed in the View Person workflow. Can be one of the following:

- Sponsored
- EnrollmentBegun
- EnrollmentComplete
- Vetting
- Escalated
- Approved
- CardRequested
- CardActivated
- Rejected

Note: The schema specifies a maximum of 50 characters, but the MyID limit is 40 characters.

7.4.116 PivCardRequest/Agency/Applicant/System/IssuanceNotifyURL

Internal name: Xu56

An override for the destination of the Card Issuance Notification XML that is sent when a card for the Applicant is issued.

Note: This notification is sent only when you issue a card through the MyID Desktop application. If you collect a card through the Self-Service App or Self-Service Kiosk, you must set up the Notifications table instead – see the [PIV Integration Guide](#) for details.

7.4.117 PivCardRequest/Agency/Applicant/System/CancelNotifyURL

Specifies an URL to be used for notifications for card cancellations. This allows you to specify a different URL for cancellations and issuance.

7.4.118 PivCardRequest/Agency/Applicant/System/CMSIssuanceNotifyURL

Specifies an URL to be used for notifications for card issuance. This allows you to specify a different URL for cancellations and issuance.

Note: Reserved for future use.

7.4.119 PivCardRequest/Agency/Applicant/AdminGroups

An optional node that allows you to specify one or more administrative groups for the user. See the Administration Guide for details of setting up and using administrative groups.

The `AdminGroups` node contains one or more `AdminGroup`.

For example:

```
<AdminGroups>
  <AdminGroup>
    <Name>Group 1</Name>
  </AdminGroup>
</AdminGroups>
```

or:

```
<AdminGroups>
  <AdminGroup>
    <Name>Group 1</Name>
  </AdminGroup>
  <AdminGroup>
    <Name>Group 2</Name>
  </AdminGroup>
</AdminGroups>
```

If the user has existing administrative groups, they are replaced by the specified group or groups. If you specify an empty `AdminGroups` node, this clears all of the user's administrative groups. If you do not specify an `AdminGroups` node, the user's administrative groups remain unchanged.

7.4.120 PivCardRequest/Agency/Applicant/AdminGroups/AdminGroup

Specifies an administrative group for the user. You can have multiple `AdminGroup` nodes in the `AdminGroups` parent node. An `AdminGroup` node contains a single `Name` node.

7.4.121 PivCardRequest/Agency/Applicant/AdminGroups/AdminGroup/Name

Specifies the name of the administrative group for the user.

Note: The group must already exist in the MyID database. If the group does not exist, the import will fail.

7.4.122 PivCardRequest/Agency/Applicant/AdditionalFields

You can import information into additional extended fields using the data import. See section [3.8.1, *Additional user fields*](#) for details.

7.4.123 PivCardRequest/Agency/Applicant/Actions

Contains actions to carry out for the applicant; for example, to remove or disable the user, or to cancel the user's credentials.

7.4.124 PivCardRequest/Agency/Applicant/Actions/ApplicantAction

Perform an action on the applicant. If you do not supply an action in the ApplicantAction element, a suspended applicant will be unsuspending.

The possible actions are:

- `Disable` – disable the user's account.
- `Remove` – remove the user from the system.
- `CancelDevices` – cancel all the user's credentials.
- `CancelDevice` – cancel specific credentials. Specify the credentials using the `Device` element.
- `CancelJob` – Cancel a specific job. Specify the job using the `PivCardRequest/Agency/Applicant/Actions/Job` element.
- `CancelAllJobs` – Cancel all jobs for the specified user.
- `RenewCertificate` – renew a certificate. Specify the certificate using `PivCardRequest/Agency/Applicant/Actions/CertSerialNumber` and `PivCardRequest/Agency/Applicant/Actions/CertPolicyName`.

7.4.125 PivCardRequest/Agency/Applicant/Actions/CertSerialNumber

Used in conjunction with an ApplicantAction of `RenewCertificate` and `PivCardRequest/Agency/Applicant/Actions/CertPolicyName` to specify a certificate to renew.

7.4.126 PivCardRequest/Agency/Applicant/Actions/CertPolicyName

Used in conjunction with an ApplicantAction of `RenewCertificate` and `PivCardRequest/Agency/Applicant/Actions/CertSerialNumber` to specify a certificate to renew.

- 7.4.127 **PivCardRequest/Agency/Applicant/Actions/StatusMappingID**
The action to apply to the user. This should be an ID that matches an entry in the `StatusMappings` table. It controls how certificates are revoked.
Note: You cannot specify negative IDs from the `StatusMappings` table – these are reserved for system use.
- 7.4.128 **PivCardRequest/Agency/Applicant/Actions/RevocationComment**
A free text description that is stored against revoked certificates in the database.
- 7.4.129 **PivCardRequest/Agency/Applicant/Actions/Device**
Specifies the credential (for example, a smart card) to cancel when you have selected `CancelDevice` for the `ApplicantAction`. Contains at least one `DeviceIdentifier` element. You can specify more than one credential to cancel by including multiple `DeviceIdentifier` elements.
- 7.4.130 **PivCardRequest/Agency/Applicant/Actions/Device/DeviceIdentifier**
Specifies the credential to be canceled or unlocked.
- 7.4.131 **PivCardRequest/Agency/Applicant/Actions/Device/DeviceIdentifier/SerialNumber**
The serial number of the credential.
- 7.4.132 **PivCardRequest/Agency/Applicant/Actions/Device/DeviceIdentifier/SerialNumberField**
The name of the field in which to look for the serial number. The field can be any field present in the `vDevices` view; for example, `SerialNumber` for the standard serial number or `HIDSerialNumber` for the HID serial number.
If you do not include a `SerialNumberField` node, MyID will use a default value of `SerialNumber`.
- 7.4.133 **PivCardRequest/Agency/Applicant/Actions/Device/ProcessStatus**
Used to specify the process status to be used for the credential being cancelled.
You can use the following status codes, as listed in the `DeviceProcessStatuses` table in the database.

Status	Description
Active	Device is operational
Assigned	Device is assigned to a user but has not begun personalization
AtBureau	Device is at the bureau
Collected	Collected
Disposed	Disposed
Erased	Erased
Legacy	Legacy
Lost	Lost
None	None (Default the card may be re-issued)
Not Disposed	Not Collected
PendingActivation	Device is ready to be activated
PendingDeliveryConfirmation	Device has been dispatched from the bureau and is in transit
PendingPersonalisation	Device is ready to be personalized
Terminated	Card has been terminated
Unassigned	Device is not assigned to a user

7.4.134 PivCardRequest/Agency/Applicant/Actions/Job

Contains a the ID of a job to cancel. Used in conjunction with an `ApplicantAction` of `CancelJob`.

7.5 PivApplicantUpdate structure

The `PivApplicantUpdate` schema uses the same data elements as the `PivCardRequest` schema. This schema requires less information as a minimum, however. See the schema for details of the minimum data required.

For example:

- `PivCardRequest/Agency/Applicant/Sponsor` is mandatory for `PivCardRequest`.
- `PivCardRequest/Agency/Applicant/Sponsor/SponsorName` is mandatory for `PivCardRequest`.
- `PivCardRequest/Agency/Applicant/Sponsor/SponsorAgency` is mandatory for `PivCardRequest`.

- `PivCardRequest/Agency/Applicant/System/GUID` is mandatory for `PivCardRequest`.
- `PivCardRequest/Agency/Applicant/System/CredNo` is mandatory for `PivCardRequest`.
- `PivCardRequest/Agency/Applicant/System/ICI` is mandatory for `PivCardRequest`.

7.6 PivImportResponse structure

The `PivImportResponse` schema is used when the XML import service passes back information about the results of the applicant data import.. It contains blocks for the `Agency` and the `Applicant`.

7.6.1 PivImportResponse/Agency

Contains information about the agency.

7.6.2 PivImportResponse/Agency/AgencyName

Internal name: `Name` and `Xu3`

Used to identify the Agency. Also encoded in the DN for member Applicants.

7.6.3 PivImportResponse/Agency/AgencyCode

Internal name: `Xg1`

Four alphanumeric characters. Encoded in the `FASCN` and in the `PrintedInfo` block.

7.6.4 PivImportResponse/Agency/Result

The result of the import for the agency. Can be one of the following:

- `Created`
- `Already Exists`
- `Failed`

-
- 7.6.5 **PivImportResponse/Agency/Applicant**
Contains information about the applicant.
 - 7.6.6 **PivImportResponse/Agency/Applicant/FirstName**
Internal name: `FirstName`
The applicant's first name.
 - 7.6.7 **PivImportResponse/Agency/Applicant/LastName**
Internal name: `Surname`
The applicant's last name.
 - 7.6.8 **PivImportResponse/Agency/Applicant/EmployeeID**
Internal name: `EmployeeID`
This is a unique, numerical identifier for the applicant.
 - 7.6.9 **PivImportResponse/Agency/Applicant/CardRequest**
Internal name: `Jobs.ID`
The JobID for the card request. If there is no request, returns 0.
 - 7.6.10 **PivImportResponse/Agency/Applicant/CardUpdate**
Internal name: `Jobs.ID`
The Job ID for the card update request. If there is no request, returns 0.
 - 7.6.11 **PivImportResponse/Agency/Applicant/CardRequestFailReason**
The reason the card request failed.

7.6.12 PivImportResponse/Agency/Applicant/Result

The result of the import for the applicant. Can be one of the following:

- Added
- Already Exists
- Failed
- Removed
- License Limit

7.6.13 PivImportResponse/Agency/Applicant/Reason

Provides information about the response, including details of the reason why the request failed; for example, the name of a non-existent credential profile.

8 MyIDEnroll WSDL

The WSDL definition for the MyIDEnroll web service is as follows:

```
<?xml version="1.0" encoding="utf-8"?>
<wsdl:definitions xmlns:soap="http://schemas.xmlsoap.org/wsdl/soap/" xmlns:tm="http://microsoft.com/wsdl/mime/textMatching/"
xmlns:soapenc="http://schemas.xmlsoap.org/soap/encoding/" xmlns:mime="http://schemas.xmlsoap.org/wsdl/mime/"
xmlns:tns="http://www.intercede.com/MyIDEnroll" xmlns:s="http://www.w3.org/2001/XMLSchema"
xmlns:soap12="http://schemas.xmlsoap.org/wsdl/soap12/" xmlns:http="http://schemas.xmlsoap.org/wsdl/http/"
targetNamespace="http://www.intercede.com/MyIDEnroll" xmlns:wsdl="http://schemas.xmlsoap.org/wsdl/">
  <wsdl:types>
    <s:schema elementFormDefault="qualified" targetNamespace="http://www.intercede.com/MyIDEnroll">
      <s:element name="PIVXMLWebImport">
        <s:complexType>
          <s:sequence>
            <s:element minOccurs="0" maxOccurs="1" name="xmlIn" type="s:string" />
          </s:sequence>
        </s:complexType>
      </s:element>
      <s:element name="PIVXMLWebImportResponse">
        <s:complexType>
          <s:sequence>
            <s:element minOccurs="0" maxOccurs="1" name="PIVXMLWebImportResult" type="s:string" />
          </s:sequence>
        </s:complexType>
      </s:element>
      <s:element name="CMSXMLWebImport">
        <s:complexType>
          <s:sequence>
            <s:element minOccurs="0" maxOccurs="1" name="xmlIn" type="s:string" />
          </s:sequence>
        </s:complexType>
      </s:element>
      <s:element name="CMSXMLWebImportResponse">
        <s:complexType>
          <s:sequence>
            <s:element minOccurs="0" maxOccurs="1" name="CMSXMLWebImportResult" type="s:string" />
          </s:sequence>
        </s:complexType>
      </s:element>
      <s:element name="XMLImport">
        <s:complexType>
          <s:sequence>
```

```

        <s:element minOccurs="0" maxOccurs="1" name="ParametersXML" type="s:string" />
        <s:element minOccurs="0" maxOccurs="1" name="xmlData" type="s:string" />
    </s:sequence>
</s:complexType>
</s:element>
<s:element name="XMLImportResponse">
    <s:complexType>
        <s:sequence>
            <s:element minOccurs="0" maxOccurs="1" name="XMLImportResult" type="s:string" />
        </s:sequence>
    </s:complexType>
</s:element>
</s:schema>
</wsdl:types>
<wsdl:message name="PIVXMLWebImportSoapIn">
    <wsdl:part name="parameters" element="tns:PIVXMLWebImport" />
</wsdl:message>
<wsdl:message name="PIVXMLWebImportSoapOut">
    <wsdl:part name="parameters" element="tns:PIVXMLWebImportResponse" />
</wsdl:message>
<wsdl:message name="CMSXMLWebImportSoapIn">
    <wsdl:part name="parameters" element="tns:CMSXMLWebImport" />
</wsdl:message>
<wsdl:message name="CMSXMLWebImportSoapOut">
    <wsdl:part name="parameters" element="tns:CMSXMLWebImportResponse" />
</wsdl:message>
<wsdl:message name="XMLImportSoapIn">
    <wsdl:part name="parameters" element="tns:XMLImport" />
</wsdl:message>
<wsdl:message name="XMLImportSoapOut">
    <wsdl:part name="parameters" element="tns:XMLImportResponse" />
</wsdl:message>
<wsdl:portType name="MyIDEnrollSoap">
    <wsdl:operation name="PIVXMLWebImport">
        <wsdl:input message="tns:PIVXMLWebImportSoapIn" />
        <wsdl:output message="tns:PIVXMLWebImportSoapOut" />
    </wsdl:operation>
    <wsdl:operation name="CMSXMLWebImport">
        <wsdl:input message="tns:CMSXMLWebImportSoapIn" />
        <wsdl:output message="tns:CMSXMLWebImportSoapOut" />
    </wsdl:operation>
    <wsdl:operation name="XMLImport">
        <wsdl:input message="tns:XMLImportSoapIn" />
        <wsdl:output message="tns:XMLImportSoapOut" />
    </wsdl:operation>
</wsdl:portType>

```

```

</wsdl:operation>
</wsdl:portType>
<wsdl:binding name="MyIDEnrollSoap" type="tns:MyIDEnrollSoap">
  <soap:binding transport="http://schemas.xmlsoap.org/soap/http" />
  <wsdl:operation name="PIVXMLWebImport">
    <soap:operation soapAction="http://www.intercede.com/MyIDEnroll/PIVXMLWebImport" style="document" />
    <wsdl:input>
      <soap:body use="literal" />
    </wsdl:input>
    <wsdl:output>
      <soap:body use="literal" />
    </wsdl:output>
  </wsdl:operation>
  <wsdl:operation name="CMSXMLWebImport">
    <soap:operation soapAction="http://www.intercede.com/MyIDEnroll/CMSXMLWebImport" style="document" />
    <wsdl:input>
      <soap:body use="literal" />
    </wsdl:input>
    <wsdl:output>
      <soap:body use="literal" />
    </wsdl:output>
  </wsdl:operation>
  <wsdl:operation name="XMLImport">
    <soap:operation soapAction="http://www.intercede.com/MyIDEnroll/XMLImport" style="document" />
    <wsdl:input>
      <soap:body use="literal" />
    </wsdl:input>
    <wsdl:output>
      <soap:body use="literal" />
    </wsdl:output>
  </wsdl:operation>
</wsdl:binding>
<wsdl:binding name="MyIDEnrollSoap12" type="tns:MyIDEnrollSoap">
  <soap12:binding transport="http://schemas.xmlsoap.org/soap/http" />
  <wsdl:operation name="PIVXMLWebImport">
    <soap12:operation soapAction="http://www.intercede.com/MyIDEnroll/PIVXMLWebImport" style="document" />
    <wsdl:input>
      <soap12:body use="literal" />
    </wsdl:input>
    <wsdl:output>
      <soap12:body use="literal" />
    </wsdl:output>
  </wsdl:operation>
  <wsdl:operation name="CMSXMLWebImport">

```

```
<soap12:operation soapAction="http://www.intercede.com/MyIDEnroll/CMSXMLWebImport" style="document" />
<wsdl:input>
  <soap12:body use="literal" />
</wsdl:input>
<wsdl:output>
  <soap12:body use="literal" />
</wsdl:output>
</wsdl:operation>
<wsdl:operation name="XMLImport">
  <soap12:operation soapAction="http://www.intercede.com/MyIDEnroll/XMLImport" style="document" />
  <wsdl:input>
    <soap12:body use="literal" />
  </wsdl:input>
  <wsdl:output>
    <soap12:body use="literal" />
  </wsdl:output>
</wsdl:operation>
</wsdl:binding>
<wsdl:service name="MyIDEnroll">
  <wsdl:port name="MyIDEnrollSoap" binding="tns:MyIDEnrollSoap">
    <soap:address location="http://localhost/MyIDEnroll/MyIDEnroll.asmx" />
  </wsdl:port>
  <wsdl:port name="MyIDEnrollSoap12" binding="tns:MyIDEnrollSoap12">
    <soap12:address location="http://localhost/MyIDEnroll/MyIDEnroll.asmx" />
  </wsdl:port>
</wsdl:service>
</wsdl:definitions>
```

9 XML schemas

This section contains listings of the Lifecycle schemas available.

9.1 Schema file locations

The schema files are installed to the `Schemas` folder the `MyIDEnroll` folder on the MyID web server; by default, this is:

```
C:\Program Files\Intercede\MyID\Web\MyIDEnroll\Schemas
```


9.2 MyIDBaseTypes

This schema contains the elements common to all the MyID Lifecycle API schemas.

```
<?xml version="1.0" encoding="utf-8"?>
<xs:schema
  xmlns:xs="http://www.w3.org/2001/XMLSchema"
  targetNamespace="http://www.intercede.com/CommonTypes"
  xmlns:tng="http://www.intercede.com/CommonTypes"
  elementFormDefault="qualified" attributeFormDefault="qualified"
>
  <xs:simpleType name="String">
    <xs:restriction base="xs:string">
      <xs:pattern value="((?!&lt;.*&gt;)(?!_no_match_)(?!]]&gt;).)*" />
    </xs:restriction>
  </xs:simpleType>

  <xs:simpleType name="NotEmptyString">
    <xs:restriction base="tng:String">
      <xs:minLength value="1" />
    </xs:restriction>
  </xs:simpleType>
  <xs:simpleType name="NotEmptyString4">
    <xs:restriction base="tng:String">
      <xs:minLength value="1" />
      <xs:maxLength value="4"/>
    </xs:restriction>
  </xs:simpleType>
  <xs:simpleType name="NotEmptyString6">
    <xs:restriction base="tng:String">
      <xs:minLength value="1" />
      <xs:maxLength value="6"/>
    </xs:restriction>
  </xs:simpleType>
  <xs:simpleType name="NotEmptyString8">
    <xs:restriction base="tng:String">
      <xs:minLength value="1" />
      <xs:maxLength value="8"/>
    </xs:restriction>
  </xs:simpleType>
  <xs:simpleType name="NotEmptyString40">
    <xs:restriction base="tng:String">
      <xs:minLength value="1" />
    </xs:restriction>
  </xs:simpleType>
```

```

        <xs:maxLength value="40"/>
    </xs:restriction>
</xs:simpleType>
<xs:simpleType name="NotEmptyString50">
    <xs:restriction base="tng:String">
        <xs:minLength value="1" />
        <xs:maxLength value="50"/>
    </xs:restriction>
</xs:simpleType>
<xs:simpleType name="NotEmptyString64">
    <xs:restriction base="tng:String">
        <xs:minLength value="1" />
        <xs:maxLength value="64"/>
    </xs:restriction>
</xs:simpleType>
<xs:simpleType name="NotEmptyString80">
    <xs:restriction base="tng:String">
        <xs:minLength value="1" />
        <xs:maxLength value="80"/>
    </xs:restriction>
</xs:simpleType>
<xs:simpleType name="NotEmptyString100">
    <xs:restriction base="tng:String">
        <xs:minLength value="1" />
        <xs:maxLength value="100"/>
    </xs:restriction>
</xs:simpleType>
<xs:simpleType name="NotEmptyString255">
    <xs:restriction base="tng:String">
        <xs:minLength value="1" />
        <xs:maxLength value="255"/>
    </xs:restriction>
</xs:simpleType>

<xs:simpleType name="String30">
    <xs:restriction base="tng:String">
        <xs:maxLength value="30"/>
    </xs:restriction>
</xs:simpleType>
<xs:simpleType name="String80">
    <xs:restriction base="tng:String">
        <xs:maxLength value="80"/>
    </xs:restriction>
</xs:simpleType>

```

```
<xs:simpleType name="String100">
  <xs:restriction base="tng:String">
    <xs:maxLength value="100"/>
  </xs:restriction>
</xs:simpleType>
<xs:simpleType name="String120">
  <xs:restriction base="tng:String">
    <xs:maxLength value="120"/>
  </xs:restriction>
</xs:simpleType>
<xs:simpleType name="String200">
  <xs:restriction base="tng:String">
    <xs:maxLength value="200"/>
  </xs:restriction>
</xs:simpleType>
<xs:simpleType name="String255">
  <xs:restriction base="tng:String">
    <xs:maxLength value="255"/>
  </xs:restriction>
</xs:simpleType>
<xs:simpleType name="String1024">
  <xs:restriction base="tng:String">
    <xs:maxLength value="1024"/>
  </xs:restriction>
</xs:simpleType>
<xs:simpleType name="String2">
  <xs:restriction base="tng:String">
    <xs:maxLength value="2"/>
  </xs:restriction>
</xs:simpleType>
<xs:simpleType name="String20">
  <xs:restriction base="tng:String">
    <xs:maxLength value="20"/>
  </xs:restriction>
</xs:simpleType>
<xs:simpleType name="String8">
  <xs:restriction base="tng:String">
    <xs:maxLength value="8"/>
  </xs:restriction>
</xs:simpleType>
<xs:simpleType name="String40">
  <xs:restriction base="tng:String">
    <xs:maxLength value="40"/>
  </xs:restriction>
</xs:simpleType>
```

```

</xs:simpleType>
<xs:simpleType name="String50">
  <xs:restriction base="tng:String">
    <xs:maxLength value="50"/>
  </xs:restriction>
</xs:simpleType>
<xs:simpleType name="String64">
  <xs:restriction base="tng:String">
    <xs:maxLength value="64"/>
  </xs:restriction>
</xs:simpleType>
<xs:simpleType name="String10">
  <xs:restriction base="tng:String">
    <xs:maxLength value="10"/>
  </xs:restriction>
</xs:simpleType>
<xs:simpleType name="String1">
  <xs:restriction base="tng:String">
    <xs:maxLength value="1"/>
  </xs:restriction>
</xs:simpleType>
<xs:simpleType name="String3">
  <xs:restriction base="tng:String">
    <xs:maxLength value="3"/>
  </xs:restriction>
</xs:simpleType>
<xs:simpleType name="String4">
  <xs:restriction base="tng:String">
    <xs:maxLength value="4"/>
  </xs:restriction>
</xs:simpleType>
<xs:simpleType name="String6">
  <xs:restriction base="tng:String">
    <xs:maxLength value="6"/>
  </xs:restriction>
</xs:simpleType>

<xs:simpleType name="StringBase64">
  <xs:restriction base="xs:string">
    <xs:pattern value="[a-zA-Z0-9+ /=\n\r\w\t]*/>
  </xs:restriction>
</xs:simpleType>

<xs:simpleType name="Int50">

```

```
<xs:restriction base="xs:string">
  <xs:maxLength value="50"/>
  <xs:pattern value="[0-9]*"/>
</xs:restriction>
</xs:simpleType>
<xs:simpleType name="Int1">
  <xs:restriction base="xs:string">
    <xs:maxLength value="1"/>
    <xs:pattern value="[0-9]"/>
  </xs:restriction>
</xs:simpleType>
<xs:simpleType name="Int4">
  <xs:restriction base="xs:string">
    <xs:maxLength value="4"/>
    <xs:pattern value="[0-9]*"/>
  </xs:restriction>
</xs:simpleType>
<xs:simpleType name="Int9">
  <xs:restriction base="xs:string">
    <xs:maxLength value="9"/>
    <xs:pattern value="[0-9]*"/>
  </xs:restriction>
</xs:simpleType>

<xs:simpleType name="TrueFalse">
  <xs:restriction base="xs:string">
    <xs:enumeration value="true"/>
    <xs:enumeration value="false"/>
  </xs:restriction>
</xs:simpleType>

<xs:simpleType name="YesNo">
  <xs:restriction base="xs:string">
    <xs:enumeration value="YES"/>
    <xs:enumeration value="NO"/>
  </xs:restriction>
</xs:simpleType>

<xs:simpleType name="YesNoOneZero">
  <xs:restriction base="xs:string">
    <xs:enumeration value="YES"/>
    <xs:enumeration value="NO"/>
    <xs:enumeration value="1"/>
    <xs:enumeration value="0"/>
  </xs:restriction>
</xs:simpleType>
```

```
</xs:restriction>
</xs:simpleType>

<xs:complexType name="EncryptedData">
  <xs:simpleContent>
    <xs:extension base="xs:string">
      <xs:attribute name="KeyName" type="xs:string" use="optional" />
      <xs:attribute name="Mode" type="xs:string" use="optional" />
    </xs:extension>
  </xs:simpleContent>
</xs:complexType>

<xs:complexType name="NotEmptyEncryptedData">
  <xs:simpleContent>
    <xs:restriction base="tng:EncryptedData">
      <xs:minLength value="1" />
    </xs:restriction>
  </xs:simpleContent>
</xs:complexType>

<xs:simpleType name="OperationType">
  <xs:restriction base="xs:string">
    <xs:enumeration value="=" />
    <xs:enumeration value="!=" />
    <xs:enumeration value="gt" />
    <xs:enumeration value="lt" />
    <xs:enumeration value="ge" />
    <xs:enumeration value="le" />
    <xs:enumeration value="isnull" />
    <xs:enumeration value="notnull" />
    <xs:enumeration value="leftbracket" />
    <xs:enumeration value="rightbracket" />
  </xs:restriction>
</xs:simpleType>

</xs:schema>
```

9.3 CMSSchemaTypes

This schema contains the elements common to the CMSCardRequest and CMSUserUpdate schemas.

```
<?xml version="1.0"?>
<xs:schema
  xmlns:xs="http://www.w3.org/2001/XMLSchema"
  xmlns:myidbase="http://www.intercede.com/CommonTypes"
  targetNamespace="http://www.intercede.com/MyIDSchema/CMSCardRequest"
  xmlns="http://www.intercede.com/MyIDSchema/CMSCardRequest"
  elementFormDefault="qualified" attributeFormDefault="qualified"
  xmlns:msdata="urn:schemas-microsoft-com:xml-msdata"
  >

  <xs:import namespace="http://www.intercede.com/CommonTypes" schemaLocation="MyIDBaseTypes.xsd"/>

  <xs:complexType name="ParametersBlockType">
    <xs:all>
      <xs:element name="SourceID" type="xs:string" minOccurs="1" maxOccurs="1"/>
      <xs:element name="IssueDate" type="xs:date" minOccurs="0" maxOccurs="1"/>
      <xs:element name="GenerateUserDN" type="myidbase:Int1" minOccurs="0" maxOccurs="1"/>
      <xs:element name="ActionOnDuplicate" type="xs:string" minOccurs="1" maxOccurs="1"/>
      <xs:element name="RolesActionOnDuplicate" type="xs:string" minOccurs="1" maxOccurs="1"/>
      <xs:element name="DeleteMissingUsers" type="xs:unsignedInt" minOccurs="1" maxOccurs="1"/>
      <xs:element name="PushToLDAP" type="xs:unsignedInt" minOccurs="1" maxOccurs="1"/>
      <xs:element name="CreateUnknownGroups" type="xs:unsignedInt" minOccurs="1" maxOccurs="1"/>
      <xs:element name="AuditAll" type="myidbase:Int1" minOccurs="1" maxOccurs="1"/>
      <xs:element name="DataType" type="xs:string" minOccurs="0" maxOccurs="1"/>
      <xs:element name="CheckImportResponseSchema" type="myidbase:Int1" minOccurs="0" maxOccurs="1"/>
      <xs:element name="SynchronousImport" type="myidbase:Int1" minOccurs="0" maxOccurs="1"/>
      <xs:element name="AllowBioImport" type="myidbase:Int1" minOccurs="0" maxOccurs="1"/>
      <xs:element name="DefaultUserRole" type="xs:string" minOccurs="0" maxOccurs="1"/>
      <xs:element name="DisallowCertificateSuspension" type="myidbase:Int1" minOccurs="0" maxOccurs="1"/>
      <xs:element name="CardRequestThrottling" type="xs:unsignedInt" minOccurs="0" maxOccurs="1"/>
      <xs:element name="ReplaceUnassignedCards" type="myidbase:Int1" minOccurs="0" maxOccurs="1"/>
    </xs:all>
  </xs:complexType>

  <xs:complexType name="PersonalBlockType">
    <xs:sequence>
      <xs:choice>
        <xs:sequence>
          <xs:element name="FirstName" type="myidbase:NotEmptyString64" minOccurs="1" maxOccurs="1"/>
          <xs:element name="LastName" type="myidbase:NotEmptyString64" minOccurs="0" maxOccurs="1"/>
        </xs:sequence>
      </xs:choice>
    </xs:sequence>
  </xs:complexType>

```

```

        </xs:sequence>
        <xs:element name="LastName" type="myidbase:NotEmptyString64" minOccurs="1" maxOccurs="1"/>
    </xs:choice>
    <xs:element name="Initial" type="myidbase:String40" minOccurs="0" maxOccurs="1"/>
    <xs:element name="Title" type="myidbase:String20" minOccurs="0" maxOccurs="1"/>
    <xs:element name="Email" type="myidbase:String255" minOccurs="0" maxOccurs="1"/>
    <xs:element name="PhoneExt" type="myidbase:String50" minOccurs="0" maxOccurs="1"/>
    <xs:element name="MobileNumber" type="myidbase:String50" minOccurs="0" maxOccurs="1"/>
    <xs:element name="PhoneNumber" type="myidbase:String50" minOccurs="0" maxOccurs="1"/>
    <xs:element name="EmployeeID" type="myidbase:String50" minOccurs="1" maxOccurs="1"/>
    <xs:element name="OptionalLine1" type="myidbase:String255" minOccurs="0" maxOccurs="1"/>
    <xs:element name="OptionalLine2" type="myidbase:String255" minOccurs="0" maxOccurs="1"/>
    <xs:element name="OptionalLine3" type="myidbase:String255" minOccurs="0" maxOccurs="1"/>
    <xs:element name="OptionalLine4" type="myidbase:String255" minOccurs="0" maxOccurs="1"/>
</xs:sequence>
</xs:complexType>

<xs:complexType name="AuthenticationBlockType">
    <xs:sequence>
        <xs:element name="SecurityPhrase" minOccurs="0" maxOccurs="unbounded">
            <xs:complexType>
                <xs:sequence>
                    <xs:element name="Prompt" type="myidbase:NotEmptyString255" minOccurs="1" maxOccurs="1"/>
                    <xs:element name="Answer" type="myidbase:EncryptedData" minOccurs="1" maxOccurs="1"/>
                </xs:sequence>
            </xs:complexType>
        </xs:element>
    </xs:sequence>
</xs:complexType>

<xs:complexType name="CardBlockType">
    <xs:sequence>
        <xs:element name="CardProfile" type="myidbase:String50" minOccurs="0"/>
        <xs:element name="CardExpiryDate" type="xs:date" minOccurs="0"/>
        <xs:element name="Renewal" type="RenewalString" minOccurs="0"/>
        <xs:element name="ImportCard" type="myidbase:Boolean" minOccurs="0"/>
        <xs:element name="CardRequestedBy" type="myidbase:String255" minOccurs="0"/>
        <xs:element name="CancelExisting" minOccurs="0" maxOccurs="1"/>
        <xs:element name="JobLabel" type="myidbase:String50" minOccurs="0"/>
        <xs:element name="Update" minOccurs="0" maxOccurs="1" type="UpdateCardBlockType"/>
        <xs:element name="Replacement" minOccurs="0" type="ReplacementCardBlockType"/>
        <xs:element name="GenerateOTP" minOccurs="0" maxOccurs="1" type="GenerateOTPBlockType"/>
        <xs:element name="OriginalSerialNumber" type="myidbase:String50" minOccurs="0" maxOccurs="1"/>
        <xs:element name="OriginalDeviceType" type="myidbase:String50" minOccurs="0" maxOccurs="1"/>
    </xs:sequence>
</xs:complexType>

```



```

<xs:element name="SerialNumber" type="myidbase:String50" minOccurs="0" maxOccurs="1" />
<xs:element name="DeviceType" type="myidbase:String50" minOccurs="0" maxOccurs="1" />
<xs:element name="StatusMapping" type="xs:unsignedByte" minOccurs="0" maxOccurs="1"/>
<xs:element name="RevocationComment" type="myidbase:String255" minOccurs="0" maxOccurs="1"/>
<xs:element name="Reprovision" type="xs:unsignedByte" minOccurs="0" maxOccurs="1"/>
<xs:element name="CardLayout" type="myidbase:String50" minOccurs="0" maxOccurs="1" />
<xs:element name="Container" type="myidbase:String50" minOccurs="0" maxOccurs="1" />
<xs:element name="Certificate" type="myidbase:StringBase64" minOccurs="0" maxOccurs="1" />
<xs:element name="AdditionalFields" minOccurs="0" maxOccurs="1">
  <xs:complexType mixed="true">
    <xs:sequence>
      <xs:any minOccurs="0" maxOccurs="unbounded" processContents="skip"/>
    </xs:sequence>
  </xs:complexType>
</xs:element>
</xs:sequence>
</xs:complexType>

<xs:complexType name="UpdateCardBlockType">
  <xs:sequence>
    <xs:element name="OriginalSerialNumber" type="myidbase:String50" minOccurs="1" maxOccurs="1" />
    <xs:element name="OriginalDeviceType" type="myidbase:String50" minOccurs="1" maxOccurs="1" />
    <xs:element name="StatusMapping" type="xs:int" minOccurs="0" maxOccurs="1"/>
    <xs:element name="ParametersXML" type="JobParameters" minOccurs="0" maxOccurs="1"/>
  </xs:sequence>
</xs:complexType>

<xs:complexType name="ReplacementCardBlockType">
  <xs:all>
    <xs:element name="OriginalSerialNumber" type="myidbase:String50" minOccurs="1" maxOccurs="1"/>
    <xs:element name="OriginalDeviceType" type="myidbase:String50" minOccurs="1" maxOccurs="1"/>
    <xs:element name="StatusMapping" type="xs:int" minOccurs="0" maxOccurs="1"/>
  </xs:all>
</xs:complexType>

<xs:complexType name="CardUpdateBlockType">
  <xs:all>
    <xs:element name="SerialNumber" type="myidbase:String255" minOccurs="1" maxOccurs="1"/>
    <xs:element name="DeviceType" type="myidbase:String255" minOccurs="1" maxOccurs="1"/>
    <xs:element name="CardRequestedBy" type="myidbase:String255" minOccurs="0" maxOccurs="1"/>
    <xs:element name="ParametersXML" type="JobParameters" minOccurs="1" maxOccurs="1"/>
    <xs:element name="PIN" type="myidbase:String50" minOccurs="0" maxOccurs="1"/>
  </xs:all>
</xs:complexType>

```

```

<xs:complexType name="AccountBlockType">
  <xs:sequence>
    <xs:element name="DN" type="myidbase:String1024" minOccurs="0" maxOccurs="1"/>
    <xs:element name="CN" type="myidbase:String255" minOccurs="0" maxOccurs="1"/>
    <xs:element name="OU" type="myidbase:String1024" minOccurs="0" maxOccurs="1"/>
    <xs:element name="UPN" type="myidbase:String255" minOccurs="0" maxOccurs="1"/>
    <xs:element name="SAMAccountName" type="myidbase:String20" minOccurs="0" maxOccurs="1"/>
    <xs:element name="Domain" type="myidbase:String50" minOccurs="0" maxOccurs="1"/>
    <xs:element name="LogonName" type="myidbase:String255" minOccurs="0" maxOccurs="1"/>
    <xs:element name="NewLogonName" type="myidbase:String255" minOccurs="0" maxOccurs="1"/>
    <xs:element name="UniqueID" type="myidbase:String255" minOccurs="0" maxOccurs="1"/>
    <xs:element name="Roles" minOccurs="0" maxOccurs="1" type="RolesBlockType"/>
    <xs:element name="EntrustProfile" type="myidbase:String50" minOccurs="0" maxOccurs="1"/>
    <xs:element name="UserDataApproved" type="myidbase:YesNoOneZero" minOccurs="0" maxOccurs="1"/>
    <xs:element name="MaxRequestExpiryDate" type="xs:date" minOccurs="0" maxOccurs="1"/>
    <xs:element name="VettingDate" type="xs:dateTime" minOccurs="0" maxOccurs="1"/>
  </xs:sequence>
</xs:complexType>

<xs:complexType name="RolesBlockType">
  <xs:sequence>
    <xs:element name="Role" minOccurs="0" maxOccurs="unbounded" type="RoleBlockType"/>
  </xs:sequence>
</xs:complexType>

<xs:complexType name="RoleBlockType">
  <xs:sequence>
    <xs:element name="Name" type="myidbase:String255" minOccurs="1"/>
    <xs:element name="Scope" type="RoleScope" minOccurs="0" maxOccurs="1"/>
    <xs:element name="LogonMechanism" type="RoleLogonMechanism" minOccurs="0" maxOccurs="1"/>
  </xs:sequence>
</xs:complexType>

<xs:complexType name="PhotoBlockType">
  <xs:sequence>
    <xs:choice>
      <xs:sequence>
        <xs:element name="Encoding" type="FileEncoding" maxOccurs="1" minOccurs="1"/>
        <xs:element name="Data" type="myidbase:StringBase64" maxOccurs="1" minOccurs="1"/>
        <xs:element name="DateTaken" type="xs:dateTime" maxOccurs="1" minOccurs="0"/>
        <xs:element name="Source" type="myidbase:String50" maxOccurs="1" minOccurs="0"/>
      </xs:sequence>
      <xs:element name="None" type="myidbase:String50" maxOccurs="1" minOccurs="1"/>
    </xs:choice>
  </xs:sequence>
</xs:complexType>

```

```

        </xs:choice>
    </xs:sequence>
</xs:complexType>

<xs:simpleType name="FileEncoding">
    <xs:restriction base="xs:string">
        <xs:enumeration value="jpg"/>
        <xs:enumeration value="gif"/>
        <xs:enumeration value="png"/>
        <xs:enumeration value="bmp"/>
        <xs:enumeration value="378"/>
        <xs:enumeration value="385"/>
    </xs:restriction>
</xs:simpleType>

<xs:simpleType name="RoleScope">
    <xs:restriction base="xs:string">
        <xs:enumeration value="None"/>
        <xs:enumeration value="Self"/>
        <xs:enumeration value="Department"/>
        <xs:enumeration value="Division"/>
        <xs:enumeration value="All"/>
    </xs:restriction>
</xs:simpleType>

<xs:simpleType name="RoleLogonMechanism">
    <xs:restriction base="xs:string">
        <xs:enumeration value="Password"/>
        <xs:enumeration value="Card"/>
    </xs:restriction>
</xs:simpleType>

<xs:simpleType name="UserAction">
    <xs:restriction base="xs:string">
        <xs:enumeration value="Disable"/>
        <xs:enumeration value="Remove"/>
        <xs:enumeration value="CancelDevices"/>
        <xs:enumeration value="CancelDevice"/>
        <xs:enumeration value="CancelJob"/>
        <xs:enumeration value="CancelAllJobs"/>
        <xs:enumeration value="UnlockCard"/>
        <xs:enumeration value="RenewCertificate"/>
    </xs:restriction>
</xs:simpleType>

```

```

<xs:simpleType name="RenewalString">
  <xs:restriction base="xs:string">
    <xs:enumeration value="true"/>
    <xs:enumeration value="false"/>
  </xs:restriction>
</xs:simpleType>

```

```

<xs:complexType name="JobParameters">
  <xs:sequence>
    <xs:element name="UnlockPIN" type="xs:unsignedInt" maxOccurs="1" minOccurs="0" />
  </xs:sequence>
</xs:complexType>

```

```

<xs:complexType name="ActionsBlockType">
  <xs:sequence>
    <xs:element name="ApplicantAction" type="UserAction" minOccurs="0" maxOccurs="1"/>
    <!-- MPS-69 to support certificate renewal -->
    <xs:element name="CertSerialNumber" type="myidbase:String50" minOccurs="0" maxOccurs="1"/>
    <xs:element name="CertPolicyName" type="myidbase:String50" minOccurs="0" maxOccurs="1"/>
    <!-- -->
    <xs:element name="StatusMappingID" type="xs:unsignedInt" minOccurs="0" maxOccurs="1"/>
    <xs:element name="RevocationComment" type="myidbase:String255" minOccurs="0" maxOccurs="1"/>
    <xs:element name="RevocationDelay" type="xs:unsignedInt" minOccurs="0" maxOccurs="1"/>
    <xs:element name="Device" minOccurs="0">
      <xs:complexType>
        <xs:sequence>
          <xs:element name="DeviceIdentifier" minOccurs="0" maxOccurs="unbounded"
type="DeviceIdentifierBlockType"/>
          <xs:element name="ProcessStatus" type="myidbase:String50" minOccurs="0" maxOccurs="1" />
        </xs:sequence>
      </xs:complexType>
    </xs:element>
    <xs:element name="RequestedBy" type="myidbase:String255" minOccurs="0" maxOccurs="1" />
    <xs:element name="Job" type="xs:unsignedInt" minOccurs="0" maxOccurs="unbounded" />
    <xs:element name="Filters" type="FilterCriteria" minOccurs="0" maxOccurs="1" />
  </xs:sequence>
</xs:complexType>

<xs:complexType name="DeviceIdentifierBlockType">
  <xs:sequence>

```

```

        <xs:element name="SerialNumber" type="myidbase:String50" minOccurs="1"/>
        <xs:element name="SerialNumberField" type="myidbase:String50" minOccurs="0"/>
    </xs:sequence>
</xs:complexType>

<xs:complexType name="FilterCriteria">
    <xs:sequence>
        <xs:element name="Filter" minOccurs="1" maxOccurs="unbounded">
            <xs:complexType>
                <xs:sequence>
                    <xs:element name="FieldName" type="xs:string" minOccurs="0" maxOccurs="1" />
                    <xs:element name="FieldValue" type="xs:string" minOccurs="0" maxOccurs="1" />
                    <xs:element name="Operation" minOccurs="1" maxOccurs="1" type="myidbase:OperationType"/>
                    <xs:element name="Or" type="xs:boolean" minOccurs="0" maxOccurs="1" />
                </xs:sequence>
            </xs:complexType>
        </xs:element>
    </xs:sequence>
</xs:complexType>

<xs:complexType name="GenerateOTPBlockType">
    <xs:sequence>
        <xs:element name="Notification" minOccurs="0" maxOccurs="unbounded">
            <xs:complexType>
                <xs:sequence>
                    <xs:element name="Name" type="myidbase:String255" minOccurs="1" maxOccurs="1" />
                    <xs:element name="Action" type="myidbase:String10" minOccurs="0" maxOccurs="1" />
                </xs:sequence>
            </xs:complexType>
        </xs:element>
    </xs:sequence>
</xs:complexType>

<xs:complexType name="AdminGroupsBlockType">
    <xs:sequence>
        <xs:element name="AdminGroup" minOccurs="0" maxOccurs="unbounded">
            <xs:complexType>
                <xs:sequence>
                    <xs:element name="Name" minOccurs="1" type="myidbase:String100" />
                </xs:sequence>
            </xs:complexType>
        </xs:element>
    </xs:sequence>
</xs:complexType>

```

```
</xs:schema>
```

9.4 CMSCardRequest schema

This schema is used for user data sent to the import service to request cards.

```
<?xml version="1.0"?>
<xs:schema
  id="CMSCardRequest"
  targetNamespace="http://www.intercede.com/MyIDSchema/CMSCardRequest"
  xmlns:myidbase="http://www.intercede.com/CommonTypes"
  xmlns="http://www.intercede.com/MyIDSchema/CMSCardRequest"
  xmlns:xs="http://www.w3.org/2001/XMLSchema"
  xmlns:msdata="urn:schemas-microsoft-com:xml-msdata"
  attributeFormDefault="unqualified" elementFormDefault="qualified"
>
  <xs:include schemaLocation="CMSSchemaTypes.xsd" />
  <xs:import namespace="http://www.intercede.com/CommonTypes" schemaLocation="MyIDBaseTypes.xsd"/>

  <xs:element name="CMSCardRequest" msdata:IsDataSet="true" msdata:Locale="en-GB" msdata:EnforceConstraints="false">
    <xs:complexType>
      <xs:sequence>
        <xs:element name="Parameters" minOccurs="0" maxOccurs="1" type="ParametersBlockType"/>
        <xs:element name="Group" minOccurs="0" maxOccurs="1" type="GroupBlockType"/>
      </xs:sequence>
    </xs:complexType>
  </xs:element>

  <xs:complexType name="GroupBlockType">
    <xs:sequence>
      <xs:element name="Name" type="myidbase:String100" minOccurs="1"/>
      <xs:element name="Description" type="myidbase:String255" minOccurs="0" maxOccurs="1"/>
      <xs:element name="OrgUnit" type="myidbase:String1024" minOccurs="0"/>
      <xs:element name="Parent" type="myidbase:String80" minOccurs="0"/>
      <xs:element name="AdditionalFields" minOccurs="0" maxOccurs="1">
        <xs:complexType mixed="true">
          <xs:sequence>
            <xs:any minOccurs="0" maxOccurs="unbounded" processContents="skip"/>
          </xs:sequence>
        </xs:complexType>
      </xs:element>
      <xs:element name="User" minOccurs="0" maxOccurs="1" type="UserBlockType"/>
    </xs:sequence>
  </xs:complexType>

```

```

</xs:complexType>

<xs:complexType name="UserBlockType">
  <xs:sequence>
    <xs:element name="Personal" type="PersonalBlockType"/>
    <xs:element name="Authentication" type="AuthenticationBlockType" minOccurs="0" maxOccurs="1" />
    <xs:element name="Card" minOccurs="0" type="CardBlockType"/>
    <xs:element name="CardUpdate" minOccurs="0" type="CardUpdateBlockType"/>
    <xs:element name="Account" minOccurs="0" type="AccountBlockType" />
    <xs:element name="Photo" minOccurs="0" type="PhotoBlockType"/>
    <xs:element name="AdminGroups" minOccurs="0" maxOccurs="1" type="AdminGroupsBlockType" />
    <xs:element name="AdditionalFields" minOccurs="0" maxOccurs="1">
      <xs:complexType mixed="true">
        <xs:sequence>
          <xs:any minOccurs="0" maxOccurs="unbounded" processContents="skip"/>
        </xs:sequence>
      </xs:complexType>
    </xs:element>
    <xs:element name="Actions" minOccurs="0" maxOccurs="1" type="ActionsBlockType"/>
  </xs:sequence>
</xs:complexType>

</xs:schema>

```

9.5 CMSUserUpdate schema

This schema is used to update existing users.

```

<?xml version="1.0"?>
<xs:schema
  id="CMSCardRequest"
  targetNamespace="http://www.intercede.com/MyIDSchema/CMSCardRequest"
  xmlns:myidbase="http://www.intercede.com/CommonTypes"
  xmlns="http://www.intercede.com/MyIDSchema/CMSCardRequest"
  xmlns:xs="http://www.w3.org/2001/XMLSchema"
  xmlns:msdata="urn:schemas-microsoft-com:xml-msdata"
  attributeFormDefault="unqualified" elementFormDefault="qualified"
  >

  <xs:include schemaLocation="CMSSchemaTypes.xsd" />
  <xs:import namespace="http://www.intercede.com/CommonTypes" schemaLocation="MyIDBaseTypes.xsd"/>

```

```

<xs:element name="CMSCardRequest" msdata:IsDataSet="true" msdata:Locale="en-GB" msdata:EnforceConstraints="false">
  <xs:complexType>
    <xs:sequence>
      <xs:element name="Parameters" minOccurs="0" maxOccurs="1" type="ParametersBlockType"/>
      <xs:element name="Group" maxOccurs="unbounded" minOccurs="0" type="GroupBlockType"/>
      <xs:element name="User" minOccurs="0" maxOccurs="unbounded" type="UserBlockType"/>
    </xs:sequence>
  </xs:complexType>
</xs:element>

<xs:complexType name="GroupBlockType">
  <xs:sequence>
    <xs:element name="Name" type="myidbase:String100" minOccurs="1"/>
    <xs:element name="Description" type="myidbase:String255" minOccurs="0" maxOccurs="1"/>
    <xs:element name="OrgUnit" type="myidbase:String1024" minOccurs="0"/>
    <xs:element name="Parent" type="myidbase:String80" minOccurs="0"/>
    <xs:element name="AdditionalFields" minOccurs="0" maxOccurs="1">
      <xs:complexType mixed="true">
        <xs:sequence>
          <xs:any minOccurs="0" maxOccurs="unbounded" processContents="skip"/>
        </xs:sequence>
      </xs:complexType>
    </xs:element>
    <xs:element name="User" maxOccurs="unbounded" type="UserBlockType"/>
  </xs:sequence>
</xs:complexType>

<xs:complexType name="UserBlockType">
  <xs:sequence>
    <xs:element name="Personal" type="PersonalBlockType"/>
    <xs:element name="Authentication" minOccurs="0" maxOccurs="1" type="AuthenticationBlockType"/>
    <xs:element name="Card" minOccurs="0" type="CardBlockType"/>
    <xs:element name="Account" minOccurs="0" type="AccountBlockType" />
    <xs:element name="Photo" minOccurs="0" type="PhotoBlockType"/>
    <xs:element name="AdminGroups" minOccurs="0" maxOccurs="1" type="AdminGroupsBlockType" />
    <xs:element name="AdditionalFields" minOccurs="0" maxOccurs="1">
      <xs:complexType mixed="true">
        <xs:sequence>
          <xs:any minOccurs="0" maxOccurs="unbounded" processContents="skip"/>
        </xs:sequence>
      </xs:complexType>
    </xs:element>
    <xs:element name="Actions" minOccurs="0" maxOccurs="1" type="ActionsBlockType"/>
  </xs:sequence>
</xs:complexType>

```



```

</xs:sequence>
</xs:complexType>

```

```

</xs:schema>

```

9.6 CMSImportResponse schema

This schema is used by the import service to pass back information about the user import.

```

<?xml version="1.0" encoding="utf-8"?>
<xs:schema id="CMSImportResponse" targetNamespace="http://www.intercede.com/MyIDSchema/CMSImportResponse"
xmlns:mstns="http://www.intercede.com/MyIDSchema/CMSImportResponse" attributeFormDefault="unqualified"
elementFormDefault="qualified" xmlns:xs="http://www.w3.org/2001/XMLSchema">
  <xs:element name="CMSImportResponse">
    <xs:complexType>
      <xs:sequence>
        <xs:element name="Group" minOccurs="0" maxOccurs="unbounded">
          <xs:complexType>
            <xs:sequence>
              <xs:element name="Name" type="mstns:String80" minOccurs="1"
maxOccurs="1"/>
              <xs:element name="Result" type="mstns:ActionStatus" minOccurs="1" maxOccurs="1"
/>
              <xs:element name="User" type="mstns:User" minOccurs="0"
maxOccurs="unbounded" />
            </xs:sequence>
          </xs:complexType>
        </xs:element>
        <xs:element name="User" type="mstns:User" minOccurs="0" maxOccurs="unbounded" />
      </xs:sequence>
    </xs:complexType>
  </xs:element>
  <xs:complexType name="User">
    <xs:sequence>
      <xs:element name="FirstName" type="mstns:String64" minOccurs="1" maxOccurs="1"/>
      <xs:element name="LastName" type="mstns:String64" minOccurs="1" maxOccurs="1"/>
      <xs:element name="EmployeeID" type="mstns:String50" minOccurs="1" maxOccurs="1"/>
      <xs:element name="LogonName" type="mstns:String50" minOccurs="1" maxOccurs="1"/>
      <xs:element name="CardRequest" type="xs:int" minOccurs="1" maxOccurs="1" />
      <xs:element name="CardUpdate" type="xs:int" minOccurs="1" maxOccurs="1" />
      <xs:element name="UnlockCardRequest" type="xs:int" minOccurs="1" maxOccurs="1" />
    </xs:sequence>
  </xs:complexType>

```

```

        <xs:element name="Result" type="mstns:ActionStatus" minOccurs="1" maxOccurs="1"/>
        <xs:element name="Reason" type="xs:string" minOccurs="0" maxOccurs="1"/>
    </xs:sequence>
</xs:complexType>

```

```

<xs:simpleType name="String50">
    <xs:restriction base="xs:string">
        <xs:maxLength value="50" />
    </xs:restriction>
</xs:simpleType>
<xs:simpleType name="String80">
    <xs:restriction base="xs:string">
        <xs:maxLength value="80" />
    </xs:restriction>
</xs:simpleType>
<xs:simpleType name="String64">
    <xs:restriction base="xs:string">
        <xs:maxLength value="64" />
    </xs:restriction>
</xs:simpleType>
<xs:simpleType name="ActionStatus">
    <xs:restriction base="xs:string">
        <xs:enumeration value="Added"/>
        <xs:enumeration value="Created"/>
        <xs:enumeration value="Already Exists"/>
        <xs:enumeration value="Failed"/>
        <xs:enumeration value="Removed"/>
        <xs:enumeration value="License Limit"/>
    </xs:restriction>
</xs:simpleType>
</xs:schema>

```

9.7 PIVSchemaTypes

```

<?xml version="1.0"?>
<xs:schema
    xmlns:xs="http://www.w3.org/2001/XMLSchema"
    xmlns:myidbase="http://www.intercede.com/CommonTypes"
    targetNamespace="http://www.intercede.com/MyIDPIVSchema/PivCardRequest"
    xmlns="http://www.intercede.com/MyIDPIVSchema/PivCardRequest"
    elementFormDefault="qualified" attributeFormDefault="qualified"
    >
    <xs:import namespace="http://www.intercede.com/CommonTypes" schemaLocation="MyIDBaseTypes.xsd"/>

```

```

<xs:complexType name="ParametersBlockType">
  <xs:all>
    <xs:element name="SourceID" type="xs:string" minOccurs="1" maxOccurs="1"/>
    <xs:element name="IssueDate" type="xs:date" minOccurs="0" maxOccurs="1"/>
    <xs:element name="GenerateUserDN" type="myidbase:Int1" minOccurs="0" maxOccurs="1"/>
    <xs:element name="ActionOnDuplicate" type="xs:string" minOccurs="1" maxOccurs="1"/>
    <xs:element name="RolesActionOnDuplicate" type="xs:string" minOccurs="1" maxOccurs="1"/>
    <xs:element name="DeleteMissingUsers" type="xs:unsignedInt" minOccurs="1" maxOccurs="1"/>
    <xs:element name="PushToLDAP" type="xs:unsignedInt" minOccurs="1" maxOccurs="1"/>
    <xs:element name="CreateUnknownGroups" type="xs:unsignedInt" minOccurs="1" maxOccurs="1"/>
    <xs:element name="AuditAll" type="myidbase:Int1" minOccurs="1" maxOccurs="1"/>
    <xs:element name="DataType" type="xs:string" minOccurs="0" maxOccurs="1"/>
    <xs:element name="CheckImportResponseSchema" type="myidbase:Int1" minOccurs="0" maxOccurs="1"/>
    <xs:element name="SynchronousImport" type="myidbase:Int1" minOccurs="0" maxOccurs="1"/>
    <xs:element name="AllowBioImport" type="myidbase:Int1" minOccurs="0" maxOccurs="1"/>
    <xs:element name="DefaultUserRole" type="xs:string" minOccurs="0" maxOccurs="1"/>
    <xs:element name="DisallowCertificateSuspension" type="myidbase:Int1" minOccurs="0" maxOccurs="1"/>
    <xs:element name="CardRequestThrottling" type="xs:unsignedInt" minOccurs="0" maxOccurs="1"/>
    <xs:element name="ReplaceUnassignedCards" type="myidbase:Int1" minOccurs="0" maxOccurs="1"/>
  </xs:all>
</xs:complexType>

<xs:complexType name="AgencyAddressBlockType">
  <xs:sequence>
    <xs:element name="Address1" type="myidbase:String40" minOccurs="0"/>
    <xs:element name="Address2" type="myidbase:String40" minOccurs="0"/>
    <xs:element name="City" type="myidbase:String40" minOccurs="1"/>
    <xs:element name="State" type="myidbase:String40" minOccurs="0"/>
    <xs:element name="Zip" type="myidbase:String10" minOccurs="0"/>
    <xs:element name="PhoneNumber" type="myidbase:String30" minOccurs="0"/>
    <xs:element name="Country" type="myidbase:String40" minOccurs="0"/>
    <xs:element name="Email" type="myidbase:String120" minOccurs="0"/>
    <xs:element name="Contact" type="myidbase:String80" minOccurs="0"/>
  </xs:sequence>
</xs:complexType>

<!-- Complex PIV elements -->
<xs:complexType name="PersonalBlockType">
  <xs:sequence>
    <xs:element name="FirstName" type="myidbase:NotEmptyString64" minOccurs="1"/>
    <xs:element name="LastName" type="myidbase:NotEmptyString64" minOccurs="1"/>
    <xs:element name="NickName" type="myidbase:String80" minOccurs="0"/>
    <xs:element name="MiddleName" type="myidbase:String50" minOccurs="0"/>
  </xs:sequence>
</xs:complexType>

```

```

<xs:element name="Suffix" type="myibase:String20" minOccurs="0"/>
<xs:element name="Title" type="myibase:String20" minOccurs="0"/>
<xs:element name="Email" type="myibase:String255" minOccurs="0"/>
<xs:element name="Fax" type="myibase:String50" minOccurs="0"/>
<xs:element name="Cell" type="myibase:String50" minOccurs="0"/>
<xs:element name="Phone" type="myibase:String50" minOccurs="0"/>
<xs:element name="EmployeeID" type="myibase:Int50" minOccurs="1"/>
<xs:element name="Address" minOccurs="0" type="PersonalAddressBlockType" />
<xs:element name="BirthDate" type="xs:date" minOccurs="0"/>
<xs:element name="Nationality" type="myibase:String4" minOccurs="0"/>
<xs:element name="Citizenship" type="CitizenshipString" minOccurs="0"/>
<xs:element name="CountryOfBirth" type="myibase:String2" minOccurs="0"/>
<xs:element name="PlaceOfBirth" type="myibase:String2" minOccurs="0"/>
<xs:element name="ExportRestrictions" type="ExportRestrictionsString" minOccurs="0"/>
</xs:sequence>
</xs:complexType>

<xs:complexType name="CardBlockType">
  <xs:sequence>
    <xs:element name="CardProfile" type="myibase:String50" minOccurs="0"/>
    <xs:element name="CardExpiryDate" type="xs:date" minOccurs="0"/>
    <xs:element name="Renewal" type="RenewalString" minOccurs="0"/>
    <xs:element name="ImportCard" type="myibase:Boolean" minOccurs="0"/>
    <xs:element name="CardRequestedBy" type="myibase:String255" minOccurs="0"/>
    <xs:element name="JobLabel" type="myibase:String50" minOccurs="0"/>
    <xs:element name="Update" type="UpdateCardBlockType" minOccurs="0" maxOccurs="1"/>
    <xs:element name="Replacement" type="ReplacementCardBlockType" minOccurs="0"/>
    <xs:element name="Reprovision" type="xs:unsignedByte" minOccurs="0" maxOccurs="1"/>
    <xs:element name="CardLayout" type="myibase:String50" minOccurs="0" maxOccurs="1" />
    <xs:element name="SerialNumber" type="myibase:String50" minOccurs="0" maxOccurs="1" />
    <xs:element name="DeviceType" type="myibase:String50" minOccurs="0" maxOccurs="1" />
    <xs:element name="Container" type="myibase:String50" minOccurs="0" maxOccurs="1" />
    <xs:element name="Certificate" type="myibase:StringBase64" minOccurs="0" maxOccurs="1" />
  </xs:sequence>
</xs:complexType>

<xs:complexType name="UpdateCardBlockType">
  <xs:sequence>
    <xs:element name="OriginalSerialNumber" type="myibase:String50" minOccurs="1" maxOccurs="1" />
    <xs:element name="OriginalDeviceType" type="myibase:String50" minOccurs="1" maxOccurs="1" />
    <xs:element name="StatusMapping" type="xs:int" minOccurs="0" maxOccurs="1"/>
    <xs:element name="RevocationComment" type="myibase:String255" minOccurs="0" maxOccurs="1"/>
  </xs:sequence>
<xs:element name="ParametersXML" type="JobParameters" minOccurs="0" maxOccurs="1"/>
</xs:sequence>

```

```

</xs:complexType>

<xs:complexType name="JobParameters">
  <xs:sequence>
    <xs:element name="ReIssue" type="xs:unsignedInt" maxOccurs="1" minOccurs="0" />
  </xs:sequence>
</xs:complexType>

<xs:complexType name="ReplacementCardBlockType">
  <xs:all>
    <xs:element name="OriginalSerialNumber" type="myidbase:String50" minOccurs="1" maxOccurs="1"/>
    <xs:element name="OriginalDeviceType" type="myidbase:String50" minOccurs="1" maxOccurs="1"/>
    <xs:element name="StatusMapping" type="xs:int" minOccurs="0" maxOccurs="1"/>
  </xs:all>
</xs:complexType>

<xs:complexType name="PersonalAddressBlockType">
  <xs:sequence>
    <xs:element name="Address1" type="myidbase:String50" minOccurs="0"/>
    <xs:element name="Address2" type="myidbase:String50" minOccurs="0"/>
    <xs:element name="City" type="myidbase:String50" minOccurs="0"/>
    <xs:element name="StateZip" type="myidbase:String50" minOccurs="0"/>
  </xs:sequence>
</xs:complexType>

<xs:complexType name="AuthenticationBlockType">
  <xs:sequence>
    <xs:element name="SecurityPhrase" minOccurs="0" maxOccurs="unbounded" >
      <xs:complexType>
        <xs:sequence>
          <xs:element name="Prompt" type="myidbase:NotEmptyString255" minOccurs="1" maxOccurs="1"/>
          <xs:element name="Answer" type="myidbase:EncryptedData" minOccurs="1" maxOccurs="1"/>
        </xs:sequence>
      </xs:complexType>
    </xs:element>
  </xs:sequence>
</xs:complexType>

<xs:complexType name="AccountBlockType">
  <xs:sequence>
    <xs:element name="DN" type="myidbase:String1024" minOccurs="0"/>
    <xs:element name="AlternateDN" type="myidbase:String1024" minOccurs="0"/>
    <xs:element name="CN" type="myidbase:String255" minOccurs="0"/>
    <xs:element name="OU" type="myidbase:String1024" minOccurs="0"/>
  </xs:sequence>
</xs:complexType>

```

```

        <xs:element name="UPN" type="myidbase:String255" minOccurs="0"/>
        <xs:element name="SAMAccountName" type="myidbase:String20" minOccurs="0"/>
        <xs:element name="Domain" type="myidbase:String50" minOccurs="0" maxOccurs="1"/>
        <xs:element name="LogonName" type="myidbase:String255" minOccurs="0"/>
        <xs:element name="Roles" minOccurs="0" maxOccurs="1" type="RolesBlockType"/>
        <xs:element name="EntrustProfile" type="myidbase:String50" minOccurs="0"/>
        <xs:element name="MaxRequestExpiryDate" type="xs:date" minOccurs="0" maxOccurs="1"/>
    </xs:sequence>
</xs:complexType>

<xs:complexType name="RolesBlockType">
    <xs:sequence>
        <xs:element name="Role" minOccurs="0" maxOccurs="unbounded">
            <xs:complexType>
                <xs:sequence>
                    <xs:element name="Name" type="myidbase:String255" minOccurs="1"/>
                    <xs:element name="Scope" type="RoleScope" minOccurs="0" maxOccurs="1"/>
                    <xs:element name="LogonMechanism" type="RoleLogonMechanism" minOccurs="0" maxOccurs="1"/>
                </xs:sequence>
            </xs:complexType>
        </xs:element>
    </xs:sequence>
</xs:complexType>

<xs:complexType name="PositionBlockType">
    <xs:sequence>
        <xs:element name="EmployeeAssociation" type="Association" minOccurs="0"/>
        <xs:element name="EmployeeAffiliation" type="myidbase:String64" minOccurs="0"/>
        <xs:element name="Rank" type="Rank" minOccurs="0"/>
        <xs:element name="EmergencyRole" type="EmergencyRole" minOccurs="0"/>
        <xs:element name="Privilege" type="myidbase:String50" minOccurs="0"/>
        <xs:element name="ApplicantPosition" type="myidbase:String30" minOccurs="0"/>
        <xs:element name="ExtraInfo" type="myidbase:String80" minOccurs="0"/>
        <xs:element name="EEDEligible" type="EED" minOccurs="0" maxOccurs="1"/>
        <xs:element name="EEDIneligibleMessage" type="myidbase:String255" minOccurs="0" maxOccurs="1"/>
        <xs:element name="DisplayCollectCardMessage" type="ColCardMess" minOccurs="0" maxOccurs="1"/>
    </xs:sequence>
</xs:complexType>

<xs:complexType name="BiometryBlockType">
    <xs:sequence>
        <xs:element name="HeightInches" type="myidbase:String8" minOccurs="0"/>
        <xs:element name="WeightLbs" type="myidbase:String8" minOccurs="0"/>
        <xs:element name="Gender" type="Gender" minOccurs="0"/>
    </xs:sequence>
</xs:complexType>

```

```

    <xs:element name="EyeColor" type="EyeColor" minOccurs="0"/>
    <xs:element name="HairColor" type="HairColor" minOccurs="0"/>
    <xs:element name="Race" type="Race" minOccurs="0"/>
    <xs:element name="BioSample" minOccurs="0" type="BioSampleBlockType"/>
    <xs:element name="Signature" minOccurs="0">
      <xs:complexType>
        <xs:group ref="EncodedData"/>
      </xs:complexType>
    </xs:element>
  </xs:sequence>
</xs:complexType>

<xs:complexType name="BioSampleBlockType">
  <xs:all>
    <xs:element name="R_Little" minOccurs="0">
      <xs:complexType>
        <xs:group ref="BioFingerSample"/>
      </xs:complexType>
    </xs:element>
    <xs:element name="R_Ring" minOccurs="0">
      <xs:complexType>
        <xs:group ref="BioFingerSample"/>
      </xs:complexType>
    </xs:element>
    <xs:element name="R_Middle" minOccurs="0">
      <xs:complexType>
        <xs:group ref="BioFingerSample"/>
      </xs:complexType>
    </xs:element>
    <xs:element name="R_Index" minOccurs="0">
      <xs:complexType>
        <xs:group ref="BioFingerSample"/>
      </xs:complexType>
    </xs:element>
    <xs:element name="R_Thumb" minOccurs="0">
      <xs:complexType>
        <xs:group ref="BioFingerSample"/>
      </xs:complexType>
    </xs:element>
    <xs:element name="L_Little" minOccurs="0">
      <xs:complexType>
        <xs:group ref="BioFingerSample"/>
      </xs:complexType>
    </xs:element>
  </xs:all>
</xs:complexType>

```

```

<xs:element name="L_Ring" minOccurs="0">
  <xs:complexType>
    <xs:group ref="BioFingerSample"/>
  </xs:complexType>
</xs:element>
<xs:element name="L_Middle" minOccurs="0">
  <xs:complexType>
    <xs:group ref="BioFingerSample"/>
  </xs:complexType>
</xs:element>
<xs:element name="L_Index" minOccurs="0">
  <xs:complexType>
    <xs:group ref="BioFingerSample"/>
  </xs:complexType>
</xs:element>
<xs:element name="L_Thumb" minOccurs="0">
  <xs:complexType>
    <xs:group ref="BioFingerSample"/>
  </xs:complexType>
</xs:element>
<xs:element name="EFT" minOccurs="0">
  <xs:complexType>
    <xs:group ref="EncodedData"/>
  </xs:complexType>
</xs:element>
<xs:element name="FaceScan" minOccurs="0">
  <xs:complexType>
    <xs:group ref="EncodedData"/>
  </xs:complexType>
</xs:element>
<xs:element name="IrisScan" minOccurs="0">
  <xs:complexType>
    <xs:group ref="EncodedData"/>
  </xs:complexType>
</xs:element>
</xs:all>
</xs:complexType>

<xs:group name="BioFingerSample">
  <xs:sequence>
    <xs:choice>
      <xs:sequence>
        <xs:group ref="EncodedData"/>
        <xs:element name="RolledPrint" type="myidbase:YesNo" maxOccurs="1" minOccurs="0"/>
      </xs:sequence>
    </xs:choice>
  </xs:sequence>
</xs:group>

```



```

                </xs:sequence>
                <xs:element name="ReasonMissing" type="MissingFingerReason" minOccurs="0" maxOccurs="1"/>
            </xs:choice>
        </xs:sequence>
    </xs:group>

    <xs:group name="EncodedData">
        <xs:sequence>
            <xs:element name="Encoding" type="FileEncoding" maxOccurs="1" minOccurs="1"/>
            <xs:element name="Data" type="myidbase:StringBase64" maxOccurs="1" minOccurs="1"/>
            <xs:element name="DateTaken" type="xs:dateTime" maxOccurs="1" minOccurs="0"/>
            <xs:element name="Source" type="myidbase:String50" maxOccurs="1" minOccurs="0"/>
        </xs:sequence>
    </xs:group>

    <xs:complexType name="IdentityDocumentsBlockType">
        <xs:sequence>
            <xs:element name="IdentityDoc1" minOccurs="0">
                <xs:complexType>
                    <xs:sequence>
                        <xs:element name="Image">
                            <xs:complexType>
                                <xs:group ref="EncodedData"/>
                            </xs:complexType>
                        </xs:element>
                        <xs:element name="Title" type="IDDocName1"/>
                        <xs:element name="IssuedBy" type="myidbase:String80"/>
                        <xs:element name="Number" type="myidbase:String20"/>
                        <xs:element name="Expiry" type="xs:date"/>
                    </xs:sequence>
                </xs:complexType>
            </xs:element>
            <xs:element name="IdentityDoc2" minOccurs="0">
                <xs:complexType>
                    <xs:sequence>
                        <xs:element name="Image">
                            <xs:complexType>
                                <xs:group ref="EncodedData"/>
                            </xs:complexType>
                        </xs:element>
                        <xs:element name="Title" type="IDDocName2"/>
                        <xs:element name="IssuedBy" type="myidbase:String80"/>
                        <xs:element name="Number" type="myidbase:String20"/>
                        <xs:element name="Expiry" type="xs:date"/>
                    </xs:sequence>
                </xs:complexType>
            </xs:element>
        </xs:sequence>
    </xs:complexType>

```

```

        </xs:sequence>
      </xs:complexType>
    </xs:element>
    <xs:element name="SPF10" minOccurs="0">
      <xs:complexType>
        <xs:sequence>
          <xs:element name="Image">
            <xs:complexType>
              <xs:group ref="EncodedData"/>
            </xs:complexType>
          </xs:element>
          <xs:element name="Title"/>
          <xs:element name="IssuedBy"/>
          <xs:element name="Number"/>
          <xs:element name="Expiry"/>
        </xs:sequence>
      </xs:complexType>
    </xs:element>
  </xs:sequence>
</xs:complexType>
<xs:simpleType name="IDDocName1">
  <xs:restriction base="xs:string">
    <!-- the following items are allowable under FIPS201-2 -->
    <xs:enumeration value="U.S. Passport"/>
    <xs:enumeration value="Foreign Passport"/>
    <xs:enumeration value="Alien Regn Receipt Card"/>
    <xs:enumeration value="Employment Authorization"/>
    <xs:enumeration value="Drivers License"/>
    <xs:enumeration value="U.S. Military Card"/>
    <xs:enumeration value="U.S. Military dependent ID Card"/>
    <xs:enumeration value="PIV Card"/>
    <!-- the following items are legacy items which need to be retained to support existing functionality -->
    <xs:enumeration value="Cert. of U.S. Citizenship"/>
    <xs:enumeration value="Cert. of Naturalization"/>
    <xs:enumeration value="Temporary Card"/>
    <xs:enumeration value="Reentry Permit"/>
    <xs:enumeration value="Refugee Travel Document"/>
    <xs:enumeration value="Photo ID Card"/>
    <xs:enumeration value="School ID Card"/>
    <xs:enumeration value="Voters Regn Card"/>
    <xs:enumeration value="Merchant Mariner Card"/>
    <xs:enumeration value="Native American Tribal"/>
    <xs:enumeration value="Canadian Drivers License"/>
  </xs:restriction>
</xs:simpleType>

```

```

        <xs:enumeration value="School Report"/>
        <xs:enumeration value="Hospital Record"/>
        <xs:enumeration value="Nursery Record"/>
        <xs:enumeration value="U.S. Social Security"/>
        <xs:enumeration value="Cert. of Birth Abroad"/>
        <xs:enumeration value="Birth Certificate"/>
        <xs:enumeration value="U.S. Citizen ID"/>
    </xs:restriction>
</xs:simpleType>

<xs:simpleType name="IDDocName2">
    <xs:restriction base="xs:string">
        <!-- the following items are allowable under FIPS201-2 -->
        <xs:enumeration value="U.S. Passport"/>
        <xs:enumeration value="Cert. of U.S. Citizenship"/>
        <xs:enumeration value="Cert. of Naturalization"/>
        <xs:enumeration value="Foreign Passport"/>
        <xs:enumeration value="Alien Regn Receipt Card"/>
        <xs:enumeration value="Temporary Card"/>
        <xs:enumeration value="Reentry Permit"/>
        <xs:enumeration value="Refugee Travel Document"/>
        <xs:enumeration value="Employment Authorization"/>
        <xs:enumeration value="Drivers License"/>
        <xs:enumeration value="Photo ID Card"/>
        <xs:enumeration value="Voters Regn Card"/>
        <xs:enumeration value="U.S. Military Card"/>
        <xs:enumeration value="Merchant Mariner Card"/>
        <xs:enumeration value="Native American Tribal"/>
        <xs:enumeration value="Canadian Drivers License"/>
        <xs:enumeration value="U.S. Social Security"/>
        <xs:enumeration value="Cert. of Birth Abroad"/>
        <xs:enumeration value="Birth Certificate"/>
        <xs:enumeration value="U.S. Citizen ID"/>
        <xs:enumeration value="U.S. Resident Citizen Card (I-179)"/>
        <xs:enumeration value="Employment Auth Card (I-688A)"/>
        <xs:enumeration value="Employment Auth Doc (DHS)"/>
        <xs:enumeration value="Employment Auth Doc (I-688B)"/>
        <!-- the following items are legacy items which need to be retained to support existing functionality -->
        <xs:enumeration value="School ID Card"/>
        <xs:enumeration value="School Report"/>
        <xs:enumeration value="Hospital Record"/>
        <xs:enumeration value="Nursery Record"/>
    </xs:restriction>
</xs:simpleType>

```

```

<xs:complexType name="NACIStatusBlockType">
  <xs:sequence>
    <xs:element name="NACCCaseNumber" type="xs:unsignedShort" minOccurs="0"/>
    <xs:element name="NACICaseNumber" type="xs:unsignedShort" minOccurs="0"/>
    <xs:element maxOccurs="unbounded" name="Check">
      <xs:complexType>
        <xs:sequence>
          <xs:element name="Type" type="myidbase:String20"/>
          <xs:element name="Status" type="NACState"/>
        </xs:sequence>
      </xs:complexType>
    </xs:element>
    <xs:element name="CardIssuanceApproved" type="myidbase:YesNoOneZero" minOccurs="0"/>
    <xs:element name="Comments" type="myidbase:String255" minOccurs="0"/>
    <xs:element name="VettingDate" type="xs:dateTime" minOccurs="0" maxOccurs="1"/>
  </xs:sequence>
</xs:complexType>

<xs:complexType name="ActionsBlockType">
  <xs:sequence>
    <xs:element name="ApplicantAction" type="UserAction" minOccurs="0" maxOccurs="1"/>
    <xs:element name="CertSerialNumber" type="myidbase:String50" minOccurs="0" maxOccurs="1"/>
    <xs:element name="CertPolicyName" type="myidbase:String50" minOccurs="0" maxOccurs="1"/>
    <xs:element name="StatusMappingID" type="xs:unsignedInt" minOccurs="0" maxOccurs="1"/>
    <xs:element name="RevocationComment" type="myidbase:String255" minOccurs="0" maxOccurs="1"/>
    <xs:element name="Device" minOccurs="0">
      <xs:complexType>
        <xs:sequence>
          <xs:element name="DeviceIdentifier" minOccurs="0" maxOccurs="unbounded"
type="DeviceIdentifierBlockType"/>
          <xs:element name="ProcessStatus" type="myidbase:String50" minOccurs="0" maxOccurs="1" />
        </xs:sequence>
      </xs:complexType>
    </xs:element>
    <xs:element name="Job" type="xs:unsignedInt" minOccurs="0" maxOccurs="unbounded" />
  </xs:sequence>
</xs:complexType>

<xs:complexType name="DeviceIdentifierBlockType">
  <xs:sequence>
    <xs:element name="SerialNumber" type="myidbase:String50" minOccurs="1"/>
    <xs:element name="SerialNumberField" type="myidbase:String50" minOccurs="0"/>
  </xs:sequence>

```

```
</xs:complexType>

<!-- simple/base PIV types -->
<xs:simpleType name="RenewalString">
  <xs:restriction base="xs:string">
    <xs:enumeration value="true"/>
    <xs:enumeration value="false"/>
  </xs:restriction>
</xs:simpleType>

<xs:simpleType name="CitizenshipString">
  <xs:restriction base="xs:string">
    <xs:enumeration value="US"/>
    <xs:enumeration value="Non US"/>
    <xs:enumeration value="PR"/>
  </xs:restriction>
</xs:simpleType>

<xs:simpleType name="ExportRestrictionsString">
  <xs:restriction base="xs:string">
    <xs:enumeration value="EXP"/>
    <xs:enumeration value=""/>
  </xs:restriction>
</xs:simpleType>

<xs:simpleType name="RoleScope">
  <xs:restriction base="xs:string">
    <xs:enumeration value="None"/>
    <xs:enumeration value="Self"/>
    <xs:enumeration value="Department"/>
    <xs:enumeration value="Division"/>
    <xs:enumeration value="All"/>
  </xs:restriction>
</xs:simpleType>

<xs:simpleType name="RoleLogonMechanism">
  <xs:restriction base="xs:string">
    <xs:enumeration value="Password"/>
    <xs:enumeration value="Card"/>
  </xs:restriction>
</xs:simpleType>

<xs:simpleType name="Association">
  <xs:restriction base="xs:string">
```

```
        <xs:enumeration value="Employee"/>
        <xs:enumeration value="Civil Worker"/>
        <xs:enumeration value="Executive"/>
        <xs:enumeration value="Uniformed"/>
        <xs:enumeration value="Contractor"/>
        <xs:enumeration value="Afficiate"/>
        <xs:enumeration value="Beneficiary"/>
    </xs:restriction>
</xs:simpleType>

<xs:simpleType name="Rank">
    <xs:restriction base="xs:string">
        <xs:enumeration value="Civilian"/>
        <xs:enumeration value="E-1"/>
        <xs:enumeration value="E-2"/>
        <xs:enumeration value="E-3"/>
        <xs:enumeration value="E-4"/>
        <xs:enumeration value="E-5"/>
        <xs:enumeration value="E-6"/>
        <xs:enumeration value="E-7"/>
        <xs:enumeration value="E-8"/>
        <xs:enumeration value="E-9"/>
        <xs:enumeration value="ES-1"/>
        <xs:enumeration value="ES-2"/>
        <xs:enumeration value="ES-3"/>
        <xs:enumeration value="ES-4"/>
        <xs:enumeration value="ES-5"/>
        <xs:enumeration value="ES-6"/>
        <xs:enumeration value="GS-1"/>
        <xs:enumeration value="GS-10"/>
        <xs:enumeration value="GS-11"/>
        <xs:enumeration value="GS-12"/>
        <xs:enumeration value="GS-13"/>
        <xs:enumeration value="GS-14"/>
        <xs:enumeration value="GS-15"/>
        <xs:enumeration value="GS-1"/>
        <xs:enumeration value="GS-2"/>
        <xs:enumeration value="GS-3"/>
        <xs:enumeration value="GS-4"/>
        <xs:enumeration value="GS-5"/>
        <xs:enumeration value="GS-6"/>
        <xs:enumeration value="GS-7"/>
        <xs:enumeration value="GS-8"/>
        <xs:enumeration value="GS-9"/>
    </xs:restriction>
</xs:simpleType>
```

```
<xs:enumeration value="O-10"/>
<xs:enumeration value="O-11"/>
<xs:enumeration value="O-1"/>
<xs:enumeration value="O-2"/>
<xs:enumeration value="O-3"/>
<xs:enumeration value="O-4"/>
<xs:enumeration value="O-5"/>
<xs:enumeration value="O-6"/>
<xs:enumeration value="O-7"/>
<xs:enumeration value="O-8"/>
<xs:enumeration value="O-9"/>
<xs:enumeration value="W-1"/>
<xs:enumeration value="W-2"/>
<xs:enumeration value="W-3"/>
<xs:enumeration value="W-4"/>
<xs:enumeration value="W-5"/>
</xs:restriction>
</xs:simpleType>

<xs:simpleType name="EmergencyRole">
  <xs:restriction base="xs:string">
    <xs:enumeration value="Law Enforcement"/>
    <xs:enumeration value="Paramedic"/>
    <xs:enumeration value="Doctor"/>
    <xs:enumeration value="Firefighter"/>
    <xs:enumeration value="Bomb Disposal"/>
    <xs:enumeration value="Biohazard"/>
    <xs:enumeration value="None"/>
  </xs:restriction>
</xs:simpleType>

<xs:simpleType name="Gender">
  <xs:restriction base="xs:string">
    <xs:enumeration value="F"/>
    <xs:enumeration value="M"/>
  </xs:restriction>
</xs:simpleType>

<xs:simpleType name="EyeColor">
  <xs:restriction base="xs:string">
    <xs:enumeration value="BLK"/>
    <xs:enumeration value="BLU"/>
    <xs:enumeration value="BRO"/>
    <xs:enumeration value="GRY"/>
  </xs:restriction>
</xs:simpleType>
```

```
        <xs:enumeration value="GRN"/>
        <xs:enumeration value="HAZ"/>
        <xs:enumeration value="MAR"/>
        <xs:enumeration value="PNK"/>
        <xs:enumeration value="XXX"/>
        <xs:enumeration value="MUL"/>
    </xs:restriction>
</xs:simpleType>

<xs:simpleType name="HairColor">
    <xs:restriction base="xs:string">
        <xs:enumeration value="XXX"/>
        <xs:enumeration value="BAL"/>
        <xs:enumeration value="BLK"/>
        <xs:enumeration value="BLN"/>
        <xs:enumeration value="BLU"/>
        <xs:enumeration value="BRO"/>
        <xs:enumeration value="GRY"/>
        <xs:enumeration value="GRN"/>
        <xs:enumeration value="ONG"/>
        <xs:enumeration value="PNK"/>
        <xs:enumeration value="PLE"/>
        <xs:enumeration value="RED"/>
        <xs:enumeration value="SDY"/>
        <xs:enumeration value="STR"/>
        <xs:enumeration value="WHI"/>
    </xs:restriction>
</xs:simpleType>

<xs:simpleType name="Race">
    <xs:restriction base="xs:string">
        <xs:enumeration value="A"/>
        <xs:enumeration value="B"/>
        <xs:enumeration value="I"/>
        <xs:enumeration value="W"/>
        <xs:enumeration value="O"/>
    </xs:restriction>
</xs:simpleType>

<xs:simpleType name="MissingFingerReason">
    <xs:restriction base="xs:string">
        <xs:enumeration value="Unprintable"/>
        <xs:enumeration value="Amputated"/>
    </xs:restriction>
</xs:simpleType>
```



```
</xs:simpleType>

<xs:simpleType name="NACState">
  <xs:restriction base="xs:string">
    <xs:enumeration value="NR"/>
    <xs:enumeration value="WR"/>
    <xs:enumeration value="AS"/>
    <xs:enumeration value="AP"/>
    <xs:enumeration value="RJ"/>
  </xs:restriction>
</xs:simpleType>

<xs:simpleType name="UserAction">
  <xs:restriction base="xs:string">
    <xs:enumeration value="Disable"/>
    <xs:enumeration value="Remove"/>
    <xs:enumeration value="CancelDevices"/>
    <xs:enumeration value="CancelDevice"/>
    <xs:enumeration value="CancelJob"/>
    <xs:enumeration value="CancelAllJobs"/>
    <xs:enumeration value="RenewCertificate"/>
  </xs:restriction>
</xs:simpleType>

<xs:simpleType name="FileEncoding">
  <xs:restriction base="xs:string">
    <xs:enumeration value="jpg"/>
    <xs:enumeration value="gif"/>
    <xs:enumeration value="png"/>
    <xs:enumeration value="bmp"/>
    <xs:enumeration value="378"/>
    <xs:enumeration value="385"/>
    <xs:enumeration value="19794"/>
  </xs:restriction>
</xs:simpleType>

<xs:simpleType name="ApplicantStatus">
  <xs:restriction base="xs:string">
    <xs:enumeration value="Sponsored"/>
    <xs:enumeration value="EnrollmentBegun"/>
    <xs:enumeration value="EnrollmentComplete"/>
    <xs:enumeration value="Vetting"/>
    <xs:enumeration value="Escalated"/>
    <xs:enumeration value="Approved"/>
  </xs:restriction>
</xs:simpleType>
```

```

        <xs:enumeration value="CardRequested"/>
        <xs:enumeration value="CardActivated"/>
        <xs:enumeration value="Rejected"/>
    </xs:restriction>
</xs:simpleType>

<xs:simpleType name="AgencyCategory">
    <xs:restriction base="xs:string">
        <xs:enumeration value="Federal"/>
        <xs:enumeration value="State"/>
        <xs:enumeration value="Commercial"/>
        <xs:enumeration value="Foreign"/>
    </xs:restriction>
</xs:simpleType>

<xs:simpleType name="AgencyType">
    <xs:restriction base="xs:string">
        <xs:enumeration value="Agency"/>
        <xs:enumeration value="State"/>
        <xs:enumeration value="Company"/>
        <xs:enumeration value="Country"/>
    </xs:restriction>
</xs:simpleType>

<xs:complexType name="AdminGroupsBlockType">
    <xs:sequence>
        <xs:element name="AdminGroup" minOccurs="0" maxOccurs="unbounded">
            <xs:complexType>
                <xs:sequence>
                    <xs:element name="Name" minOccurs="1" type="myidbase:String100" />
                </xs:sequence>
            </xs:complexType>
        </xs:element>
    </xs:sequence>
</xs:complexType>

<!-- Custom simple PIV Types -->
<xs:simpleType name="EED">
    <xs:restriction base="xs:string">
        <xs:enumeration value="0"/>
        <xs:enumeration value="1"/>
    </xs:restriction>
</xs:simpleType>
<xs:simpleType name="ColCardMess">

```

```

        <xs:restriction base="xs:string">
            <xs:enumeration value="0"/>
            <xs:enumeration value="1"/>
        </xs:restriction>
    </xs:simpleType>
</xs:schema>

```

9.8 PivCardRequest

```

<?xml version="1.0"?>
<xs:schema
  xmlns:xs="http://www.w3.org/2001/XMLSchema"
  xmlns:myidbase="http://www.intercede.com/CommonTypes"
  targetNamespace="http://www.intercede.com/MyIDPIVSchema/PivCardRequest"
  xmlns="http://www.intercede.com/MyIDPIVSchema/PivCardRequest"
  id="PivCardRequest"
  xmlns:msdata="urn:schemas-microsoft-com:xml-msdata"
  elementFormDefault="qualified" attributeFormDefault="qualified"
>
  <xs:include schemaLocation="PIVSchemaTypes.xsd" />
  <xs:import namespace="http://www.intercede.com/CommonTypes" schemaLocation="MyIDBaseTypes.xsd"/>

  <xs:element name="PivCardRequest" msdata:IsDataSet="true" msdata:Locale="en-GB" msdata:EnforceConstraints="false">
    <xs:complexType>
      <xs:sequence>
        <xs:element name="Parameters" minOccurs="0" maxOccurs="1" type="ParametersBlockType"/>
        <xs:element name="Agency" minOccurs="0" maxOccurs="1" type="AgencyBlockType"/>
      </xs:sequence>
    </xs:complexType>
  </xs:element>

  <xs:complexType name="AgencyBlockType">
    <xs:sequence>
      <xs:element name="DeptCode" type="myidbase:String6" minOccurs="1"/>
      <xs:element name="AgencyCode" type="myidbase:String4" minOccurs="1"/>
      <xs:element name="FacilityCode" type="myidbase:String4" minOccurs="1"/>
      <xs:element name="AgencyName" type="myidbase:String100" minOccurs="1"/>
      <xs:element name="FacilityName" type="myidbase:String80" minOccurs="0"/>
      <xs:element name="DUNS" type="myidbase:Int9" minOccurs="1"/>
      <xs:element name="OC" type="myidbase:Int1" minOccurs="1"/>
      <xs:element name="OI" type="myidbase:Int4" minOccurs="1"/>
      <xs:element name="Department" type="myidbase:String64" minOccurs="0"/>
      <xs:element name="BasedN" type="myidbase:String1024" minOccurs="0"/>
      <xs:element name="Parent" type="myidbase:String80" minOccurs="0"/>
    </xs:sequence>
  </xs:complexType>

```

```

<xs:element name="AgencyAddress" minOccurs="0" maxOccurs="1" type="AgencyAddressBlockType"/>
<xs:element name="AdditionalAgencyFields" minOccurs="0" maxOccurs="1">
  <xs:complexType mixed="true">
    <xs:sequence>
      <xs:any minOccurs="0" maxOccurs="unbounded" processContents="skip"/>
    </xs:sequence>
  </xs:complexType>
</xs:element>
<xs:element name="Applicant" minOccurs="0" maxOccurs="1" type="ApplicantBlockType"/>
</xs:sequence>
</xs:complexType>

<xs:complexType name="ApplicantBlockType">
  <xs:sequence>
    <xs:element name="Personal" type="PersonalBlockType"/>
    <xs:element name="Authentication" type="AuthenticationBlockType" minOccurs="0" maxOccurs="1" />
    <xs:element name="Card" minOccurs="0" maxOccurs="1" type="CardBlockType"/>
    <xs:element name="Account" minOccurs="0" type="AccountBlockType"/>
    <xs:element name="Position" minOccurs="0" type="PositionBlockType"/>
    <xs:element name="Sponsor" minOccurs="1" maxOccurs="1" type="SponsorBlockType"/>
    <xs:element name="Biometry" minOccurs="0" type="BiometryBlockType"/>
    <xs:element name="IdentityDocs" minOccurs="0" type="IdentityDocumentsBlockType"/>
    <xs:element name="NACI" minOccurs="0" type="NACIStatusBlockType"/>
    <xs:element name="Photo" minOccurs="0">
      <xs:complexType>
        <xs:group ref="EncodedData"/>
      </xs:complexType>
    </xs:element>
    <xs:element name="System" minOccurs="0" maxOccurs="1" type="SystemBlockType"/>
    <xs:element name="AdminGroups" minOccurs="0" maxOccurs="1" type="AdminGroupsBlockType" />
    <xs:element name="AdditionalFields" minOccurs="0" maxOccurs="1">
      <xs:complexType mixed="true">
        <xs:sequence>
          <xs:any minOccurs="0" maxOccurs="unbounded" processContents="skip"/>
        </xs:sequence>
      </xs:complexType>
    </xs:element>
    <xs:element name="Actions" minOccurs="0" maxOccurs="1" type="ActionsBlockType"/>
  </xs:sequence>
</xs:complexType>

<xs:complexType name="SponsorBlockType">
  <xs:sequence>
    <xs:element name="SponsorName" type="myidbase:String80" minOccurs="1" maxOccurs="1"/>
  </xs:sequence>
</xs:complexType>

```

```

    <xs:element name="SponsorPosition" type="myibase:String30" minOccurs="0" maxOccurs="1"/>
    <xs:element name="SponsorAgency" type="myibase:String80" minOccurs="1" maxOccurs="1"/>
    <xs:element name="SponsorEmail" type="myibase:String120" minOccurs="0" maxOccurs="1"/>
    <xs:element name="SponsorPhoneNumber" type="myibase:String30" minOccurs="0" maxOccurs="1"/>
  </xs:sequence>
</xs:complexType>

<xs:complexType name="SystemBlockType">
  <xs:sequence>
    <xs:element name="GUID" type="myibase:String50" minOccurs="1"/>
    <xs:element name="CredNo" type="myibase:String8" minOccurs="1"/>
    <xs:element name="CS" type="xs:unsignedInt" minOccurs="0"/>
    <xs:element name="POA" type="xs:unsignedInt" minOccurs="0"/>
    <xs:element name="ICI" type="xs:unsignedInt" minOccurs="1"/>
    <xs:element name="UserStatus" type="myibase:String50" minOccurs="0"/>
    <xs:element name="IssuanceNotifyURL" type="myibase:String255" minOccurs="0"/>
    <xs:element name="CancelNotifyURL" type="myibase:String255" minOccurs="0"/>
    <xs:element name="CMSIssuanceNotifyURL" type="myibase:String255" minOccurs="0"/>
  </xs:sequence>
</xs:complexType>

</xs:schema>

```

9.9 PivApplicantUpdate

```

<?xml version="1.0"?>
<xs:schema
  xmlns:xs="http://www.w3.org/2001/XMLSchema"
  xmlns:myibase="http://www.intercede.com/CommonTypes"
  targetNamespace="http://www.intercede.com/MyIDPIVSchema/PivCardRequest"
  xmlns="http://www.intercede.com/MyIDPIVSchema/PivCardRequest"
  id="PivApplicantUpdate"
  xmlns:msdata="urn:schemas-microsoft-com:xml-msdata"
  elementFormDefault="qualified" attributeFormDefault="qualified"
>
  <xs:include schemaLocation="PIVSchemaTypes.xsd" />
  <xs:import namespace="http://www.intercede.com/CommonTypes" schemaLocation="MyIDBaseTypes.xsd"/>

  <xs:element name="PivCardRequest" msdata:IsDataSet="true" msdata:Locale="en-GB" msdata:EnforceConstraints="false">
    <xs:complexType>
      <xs:sequence>
        <xs:element name="Parameters" minOccurs="0" maxOccurs="1" type="ParametersBlockType"/>
        <xs:element name="Agency" minOccurs="0" maxOccurs="unbounded" type="AgencyBlockType"/>

```

```

                <xs:element name="Applicant" minOccurs="0" maxOccurs="unbounded" type="ApplicantBlockType"/>
            </xs:sequence>
        </xs:complexType>
    </xs:element>

<xs:complexType name="AgencyBlockType">
    <xs:sequence>
        <xs:element name="DeptCode" type="myidbase:String6" minOccurs="1"/>
        <xs:element name="AgencyCode" type="myidbase:String4" minOccurs="1"/>
        <xs:element name="FacilityCode" type="myidbase:String4" minOccurs="1"/>
        <xs:element name="AgencyName" type="myidbase:String100" minOccurs="1"/>
        <xs:element name="FacilityName" type="myidbase:String80" minOccurs="0"/>
        <xs:element name="DUNS" type="myidbase:Int9" minOccurs="1"/>
        <xs:element name="OC" type="myidbase:Int1" minOccurs="1"/>
        <xs:element name="OI" type="myidbase:Int4" minOccurs="1"/>
        <xs:element name="Department" type="myidbase:String64" minOccurs="0"/>
        <xs:element name="BaseDN" type="myidbase:String1024" minOccurs="0"/>
        <xs:element name="Parent" type="myidbase:String80" minOccurs="0"/>
        <xs:element name="AgencyAddress" minOccurs="0" maxOccurs="1" type="AgencyAddressBlockType"/>
        <xs:element name="AdditionalAgencyFields" minOccurs="0" maxOccurs="1">
            <xs:complexType mixed="true">
                <xs:sequence>
                    <xs:any minOccurs="0" maxOccurs="unbounded" processContents="skip"/>
                </xs:sequence>
            </xs:complexType>
        </xs:element>
        <xs:element name="Applicant" minOccurs="0" maxOccurs="unbounded" type="ApplicantBlockType"/>
    </xs:sequence>
</xs:complexType>

<xs:complexType name="ApplicantBlockType">
    <xs:sequence>
        <xs:element name="Personal" minOccurs="0" type="PersonalBlockType"/>
        <xs:element name="Authentication" minOccurs="0" maxOccurs="1" type="AuthenticationBlockType"/>
        <xs:element name="Card" minOccurs="0" maxOccurs="1" type="CardBlockType"/>
        <xs:element name="Account" minOccurs="0" type="AccountBlockType"/>
        <xs:element name="Position" minOccurs="0" type="PositionBlockType"/>
        <xs:element name="Sponsor" minOccurs="0" maxOccurs="1" type="SponsorBlockType"/>
        <xs:element name="Biometry" minOccurs="0" type="BiometryBlockType"/>
        <xs:element name="IdentityDocs" minOccurs="0" type="IdentityDocumentsBlockType"/>
        <xs:element name="NACI" minOccurs="0" type="NACIStatusBlockType"/>
        <xs:element name="Photo" minOccurs="0">
            <xs:complexType>
                <xs:group ref="EncodedData"/>
            </xs:complexType>
        </xs:element>
    </xs:sequence>
</xs:complexType>

```

```

    </xs:complexType>
  </xs:element>
  <xs:element name="System" minOccurs="0" type="SystemBlockType"/>
  <xs:element name="AdminGroups" minOccurs="0" maxOccurs="1" type="AdminGroupsBlockType" />
  <xs:element name="AdditionalFields" minOccurs="0" maxOccurs="1">
    <xs:complexType mixed="true">
      <xs:sequence>
        <xs:any minOccurs="0" maxOccurs="unbounded" processContents="skip"/>
      </xs:sequence>
    </xs:complexType>
  </xs:element>
  <xs:element name="Actions" minOccurs="0" maxOccurs="1" type="ActionsBlockType"/>
</xs:sequence>
</xs:complexType>

<xs:complexType name="SponsorBlockType">
  <xs:sequence>
    <xs:element name="SponsorName" type="myidbase:String80" minOccurs="0" maxOccurs="1"/>
    <xs:element name="SponsorPosition" type="myidbase:String30" minOccurs="0" maxOccurs="1"/>
    <xs:element name="SponsorAgency" type="myidbase:String80" minOccurs="0" maxOccurs="1"/>
    <xs:element name="SponsorEmail" type="myidbase:String120" minOccurs="0" maxOccurs="1"/>
    <xs:element name="SponsorPhoneNumber" type="myidbase:String30" minOccurs="0" maxOccurs="1"/>
  </xs:sequence>
</xs:complexType>

<xs:complexType name="SystemBlockType">
  <xs:sequence>
    <xs:element name="GUID" type="myidbase:String50" minOccurs="0"/>
    <xs:element name="CredNo" type="myidbase:String8" minOccurs="0"/>
    <xs:element name="CS" type="xs:unsignedInt" minOccurs="0"/>
    <xs:element name="POA" type="xs:unsignedInt" minOccurs="0"/>
    <xs:element name="ICI" type="xs:unsignedInt" minOccurs="0"/>
    <xs:element name="UserStatus" type="myidbase:String50" minOccurs="0"/>
    <xs:element name="IssuanceNotifyURL" type="myidbase:String255" minOccurs="0"/>
    <xs:element name="CancelNotifyURL" type="myidbase:String255" minOccurs="0"/>
    <xs:element name="CMSIssuanceNotifyURL" type="myidbase:String255" minOccurs="0"/>
  </xs:sequence>
</xs:complexType>

</xs:schema>

```

9.10 PivImportResponse

```

<?xml version="1.0" encoding="utf-8"?>
<xs:schema id="PivImportResponse" targetNamespace="http://www.intercede.com/MyIDPIVSchema/PivImportResponse"
xmlns:mstns="http://www.intercede.com/MyIDPIVSchema/PivImportResponse" attributeFormDefault="unqualified"
elementFormDefault="qualified" xmlns:xs="http://www.w3.org/2001/XMLSchema">
  <xs:element name="PivImportResponse">
    <xs:complexType>
      <xs:sequence>
        <xs:element name="Agency" minOccurs="0" maxOccurs="unbounded">
          <xs:complexType>
            <xs:sequence>
              <xs:element name="AgencyName" type="mstns:String80" minOccurs="1" maxOccurs="1"/>
              <xs:element name="AgencyCode" type="mstns:String4" minOccurs="1" maxOccurs="1" />
              <xs:element name="Result" type="mstns:ActionStatus" minOccurs="1" maxOccurs="1" />
              <xs:element name="Applicant" minOccurs="0" maxOccurs="unbounded"
type="mstns:ApplicantType"/>
            </xs:sequence>
          </xs:complexType>
        </xs:element>
        <xs:element name="Applicant" minOccurs="0" maxOccurs="unbounded" type="mstns:ApplicantType"/>
        <xs:element name="error" minOccurs="0" maxOccurs="1">
          <xs:complexType mixed="true">
            <xs:sequence>
              <xs:any minOccurs="0" maxOccurs="unbounded" processContents="skip"/>
            </xs:sequence>
          </xs:complexType>
        </xs:element>
      </xs:sequence>
    </xs:complexType>
  </xs:element>
  <xs:complexType name="ApplicantType">
    <xs:sequence>
      <xs:element name="FirstName" type="mstns:String64" minOccurs="1" maxOccurs="1"/>
      <xs:element name="LastName" type="mstns:String64" minOccurs="1" maxOccurs="1"/>
      <xs:element name="EmployeeID" type="mstns:Int50" minOccurs="1" maxOccurs="1"/>
      <xs:element name="CardRequest" type="xs:int" minOccurs="1" maxOccurs="1" />
      <xs:element name="CardUpdate" type="xs:int" minOccurs="1" maxOccurs="1" />
      <xs:element name="CardReqestFailReason" type="mstns:String64" minOccurs="0" maxOccurs="1"/>
      <xs:element name="Result" type="mstns:ActionStatus" minOccurs="1" maxOccurs="1"/>
      <xs:element name="Reason" type="xs:string" minOccurs="0" maxOccurs="1"/>
    </xs:sequence>
  </xs:complexType>
  <xs:simpleType name="String50">

```



```
        <xs:restriction base="xs:string">
            <xs:maxLength value="50" />
        </xs:restriction>
    </xs:simpleType>
    <xs:simpleType name="String80">
        <xs:restriction base="xs:string">
            <xs:maxLength value="80" />
        </xs:restriction>
    </xs:simpleType>
    <xs:simpleType name="String64">
        <xs:restriction base="xs:string">
            <xs:maxLength value="64" />
        </xs:restriction>
    </xs:simpleType>
    <xs:simpleType name="String4">
        <xs:restriction base="xs:string">
            <xs:maxLength value="4" />
        </xs:restriction>
    </xs:simpleType>
    <xs:simpleType name="Int50">
        <xs:restriction base="xs:string">
            <xs:maxLength value="50" />
            <xs:pattern value="[0-9]*" />
        </xs:restriction>
    </xs:simpleType>
    <xs:simpleType name="ActionStatus">
        <xs:restriction base="xs:string">
            <xs:enumeration value="Added"/>
            <xs:enumeration value="Created"/>
            <xs:enumeration value="Already Exists"/>
            <xs:enumeration value="Failed"/>
            <xs:enumeration value="Removed"/>
            <xs:enumeration value="License Limit"/>
        </xs:restriction>
    </xs:simpleType>
</xs:schema>
```

10 Sample Files

This section contains sample import and response files for both CMS import and PIV.

10.1 CMS sample

Import file:

```
<?xml version="1.0" encoding="utf-8"?>
<CMSCardRequest xmlns="http://www.intercede.com/MyIDSchema/CMSCardRequest">
  <Parameters>
    <SourceID>CertServ</SourceID>
    <IssueDate>2014-08-27</IssueDate>
    <GenerateUserDN>0</GenerateUserDN>
    <ActionOnDuplicate>REPLACE</ActionOnDuplicate>
    <RolesActionOnDuplicate>REPLACE</RolesActionOnDuplicate>
    <DeleteMissingUsers>0</DeleteMissingUsers>
    <PushToLDAP>0</PushToLDAP>
    <CreateUnknownGroups>1</CreateUnknownGroups>
    <AuditAll>1</AuditAll>
    <DataType>CMSRequestCard</DataType>
  </Parameters>
  <Group>
    <Name>DivisionRoles</Name>
    <User>
      <Personal>
        <FirstName>Buck</FirstName>
        <LastName>High</LastName>
        <Initial />
        <Title />
        <Email>Buck.High@domain19.local</Email>
        <PhoneExt>112</PhoneExt>
        <MobileNumber>07891231111</MobileNumber>
        <PhoneNumber>00 1122 111111</PhoneNumber>
        <EmployeeID>2014001</EmployeeID>
        <OptionalLine1>011</OptionalLine1>
        <OptionalLine2>012</OptionalLine2>
        <OptionalLine3>013</OptionalLine3>
        <OptionalLine4>014</OptionalLine4>
      </Personal>
      <Account>
        <DN>CN=Buck High,OU=Finance,OU=Enterprise,DC=domain19,DC=local</DN>
      </Account>
    </User>
  </Group>
</CMSCardRequest>
```

```

<CN>Buck High</CN>
<OU>OU=Finance,OU=Enterprise,DC=domain19,DC=local</OU>
<UPN>Buck High@domain19.local</UPN>
<SAMAccountName>2014001</SAMAccountName>
<LogonName>2014001</LogonName>
<Roles>
  <Role>
    <Name>Cardholder</Name>
    <Scope>Self</Scope>
    <LogonMechanism>Card</LogonMechanism>
  </Role>
  <Role>
    <Name>Foreign</Name>
    <Scope>All</Scope>
    <LogonMechanism>Card</LogonMechanism>
  </Role>
</Roles>
<EntrustProfile />
</Account>
<AdditionalFields></AdditionalFields>
</User>
</Group>
</CMSCardRequest>

```

Response:

```

<?xml version="1.0" encoding="utf-16"?><CMSImportResponse
xmlns="http://www.intercede.com/MyIDSschema/CMSImportResponse"><Group><Name>DivisionRoles</Name><Result>Created</Result><User><Fir
stName>Buck</FirstName><LastName>High</LastName><EmployeeID>2014001</EmployeeID><LogonName>2014001</LogonName><CardRequest>0</Car
dRequest><UnlockCardRequest>0</UnlockCardRequest><Result>Added</Result><Reason></Reason></User></Group></CMSImportResponse>

```

10.2 PIV sample

Import file:

```

<?xml version="1.0" encoding="utf-8"?>
<PivCardRequest xmlns="http://www.intercede.com/MyIDPIVSchema/PivCardRequest">
  <Parameters>
    <SourceID>Station1</SourceID>
    <IssueDate>2006-08-07</IssueDate>
    <GenerateUserDN>0</GenerateUserDN>
    <ActionOnDuplicate>REPLACE</ActionOnDuplicate>
    <RolesActionOnDuplicate>REPLACE</RolesActionOnDuplicate>
  </Parameters>
</PivCardRequest>

```

```

    <DeleteMissingUsers>0</DeleteMissingUsers>
    <PushToLDAP>0</PushToLDAP>
    <CreateUnknownGroups>1</CreateUnknownGroups>
    <AuditAll>1</AuditAll>
    <DataType>PIV</DataType>
</Parameters>
<Agency>
  <DeptCode>000000</DeptCode>
  <AgencyCode>0001</AgencyCode>
  <FacilityCode>0</FacilityCode>
  <AgencyName>Department of Treasury</AgencyName>
  <FacilityName />
  <DUNS>0</DUNS>
  <OC>1</OC>
  <OI>1234</OI>
  <Department>Root</Department>
  <BaseDN>OU=Department of Treasury,OU=PIV,DC=domain19,DC=local</BaseDN>
  <Parent>Root</Parent>
  <AgencyAddress>
    <Address1>The White House</Address1>
    <Address2>1600 Pennsylvania Avenue NW</Address2>
    <City>Washington</City>
    <State>DC</State>
    <Zip>20500</Zip>
    <PhoneNumber>202-123-4567</PhoneNumber>
  </AgencyAddress>
  <Applicant>
    <Personal>
      <FirstName>David</FirstName>
      <LastName>Balsam</LastName>
      <NickName />
      <MiddleName />
      <Title>Mr</Title>
      <Email>David.Balsam@domain19.local</Email>
      <Fax>202-623-4567</Fax>
      <Cell>0412345678</Cell>
      <Phone>202-523-4567</Phone>
      <EmployeeID>19760223</EmployeeID>
      <Address>
        <Address1>28A Park Road</Address1>
        <Address2>Sunnydale Heights</Address2>
        <City>Washington</City>
        <StateZip>DC 202223</StateZip>
      </Address>
    </Personal>
  </Applicant>
</Agency>

```

```

        <BirthDate>1976-02-23</BirthDate>
</Personal>
<Card>
    <CardProfile />
    <Renewal>>false</Renewal>
    <CardRequestedBy />
</Card>
<Account>
    <DN>CN=David Balsam,OU=Department of Treasury,OU=PIV,DC=domain19,DC=local</DN>
    <AlternateDN>CN=David Balsam,OU=Department of Treasury,OU=PIV,DC=domain19,DC=local</AlternateDN>
    <CN>David Balsam</CN>
    <OU>OU=Department of Treasury,OU=PIV,DC=domain19,DC=local</OU>
    <UPN>David Balsam@domain19.local</UPN>
    <SAMAccountName>David Balsam</SAMAccountName>
    <LogonName>David Balsam</LogonName>
    <Roles>
        <Role>
            <Name>Applicant</Name>
            <Scope>Self</Scope>
            <LogonMechanism>Card</LogonMechanism>
        </Role>
    </Roles>
</Account>
<Position>
    <EmployeeAssociation>Uniformed</EmployeeAssociation>
    <EmployeeAffiliation>Civilian</EmployeeAffiliation>
    <Rank>ES-2</Rank>
    <EmergencyRole>None</EmergencyRole>
    <Privilege />
    <ApplicantPosition>Office Manager</ApplicantPosition>
    <ExtraInfo />
</Position>
<Sponsor>
    <SponsorName>PIV Administrator</SponsorName>
    <SponsorPosition>PIV Administrator</SponsorPosition>
    <SponsorAgency>Department of Administration</SponsorAgency>
    <SponsorEmail>sponsor@myid.com</SponsorEmail>
    <SponsorPhoneNumber />
</Sponsor>
<Biometry>
    <HeightInches>72</HeightInches>
    <WeightLbs>160</WeightLbs>
    <Gender>M</Gender>
    <EyeColor>BRO</EyeColor>

```

```

<HairColor>BLN</HairColor>
<Race>W</Race>
<BioSample>
  <R_Index>
    <Encoding>378</Encoding>
    <Data>Rk1SACAyMAAAtgALAQIAAAEAAGWAgXQDFAQAAAE0ZgJMA1kFXQEoAqaxSgJsBE0ZN
gK4AVEZzGg0AR6xXQK0ARp5agHAA0ldTQCgBBBtmQBKA2R5MQ00AgT9SQC0BSg9K  gBkBMrvogGIAs1RKgKIBR1FKgLGQBO05IQL4BKEtHQGWaykpGgFgAv6BGgMcBFUDF
QOoBCURCgHMCUCtCQKMBXVhBQGoBSmNagOEBP1I+QFka94k5AAA=</Data>
  </R_Index>
  <L_Index>
    <Encoding>378</Encoding>
    <Data>Rk1SACAyMAAA4AALAQIAAAEAAGWAgXQDFAQAAAEUgG0AexhMgGAA+RZFGFoAY3ZT
gDUA3B5LQNIACUVXgD0AVBLUgJAAMrNyGoeAK0BjGfIAOnNSgDYBHBBIQFoAKw9T  gB8EBEBrLQf8BuvxvFQJAAWdJUQAkAdSBEGNEBR09GQCobNgZEGABQABEQfIBJQtC
gMkaOERBQHEBBA0/QDABUGA/gHUAkRk+gJQBN6c9QLUA+ks8QDavids485gIka6Qk3  gI8BBq0vgKMBC1MugKYAw4kRgBUBJg0RQAKaAUCUKAAA=</Data>
  </L_Index>
  <FaceScan>
    <Encoding>385</Encoding>
    <Data>RkFDADAxMAAABARAAEAABADAAAQIAAAAABAAAAAAAAAEEAALAAhAECAAAAAP/Y
/+AAEEpGSUYAAQIAAAEAQAQ/9sAQwAIBgYHbGUIBwcHCQkICgWUDQwLCwwZEhMP  FB0ahx4dGhwCICQuJyAiLCMchCg3KswwMTQ0NB8nOT04MjwuMzQy/9sAQwEJCQkM
CwwYDQ0YmiEcITiYmjIymjIymjIymjIymjIymjIymjIymjIymjIymjIymjIymjIy  MjIymjIymjIymjIymjIymjIymjIymjIymjIymjIymjIymjIymjIymjIymjIymjIy
AAAAAABAgMEBQYHCAKkC//EALUQAAIBAwMcbAMFBQQEAAABfQECawAEEQUStFB  BhNRYQcicrQygZGhCCNCsCEVUtHwJDniCoIjChYXGBkaJSYnKckqNDU2Nzg50kNE
RUZHSElKU1RVVldYVWVpjZGvmZ2hpanN0dxZ3eh16g4SFhoeIiYgSk5SVlpeYmZqi  o6S1pqqeoaqys7S1tre4ubrCw8TFxsfIycrS09TV1tfY2drh4uPk5ebn6Onq8fLz
9PX29/j5+v/EAB8BAAMBAQEBAQEBAQAAAAAAAAABAgMEBQYHCAKkC//EALURAAIB  AgQEAwQHBBQEEAAECdWABAgMRBAUHMQYSQVEHYXETIjKBCBRCAKAgwQkjm1LwFWJy
0QoWJdThJfEXGBKaJicokSo1NjC40TpDREvGR0hJS1NUVvZXWf1ay2R1ZmdoaWpz  dhV2d3h5eokDhIwGH4iJipKTlJWWL5iZmqKjpKWmp6ipqrKztLW2t7i5usLDxMXG
x8jJytLT1NXW19jZ2uLj50Xm5+jp6vLz9PX29/j5+v/aAAwDAQACEQMRAD8AthST  nNeteHLReHLFS0se78yT/WvK1HevXdIONCsAP8An3j/APQRXn0bXdzpq7CzwrjP
WRdwrgCtmbnqazbhbG1nU3FBnNXdnv0BzWGtruUHB/vGusukHasMGDM7H/aNZHQ  mOsNPAChbWtYas1tqvmQEw3kLH5H/iXPPQ/Mp/w6EcdhaxhSDXDx1tHdSfvB3KxK
OpwVPqD/AJz3qouzuS9dD0rRvFftf2zfbGithiM4ZGF5SHZLJ6590oPHBPMU3jXT  EMXkrzczq4JLLft2YxgEOVPOewPtnHGfMku5LnhFd42dEnAwp9Aw/hP6H2zip2vYF
Z180M6DLInzMB9BzXT9ZnYx9ir7nXS+N9RkeEjJtbWdG+arFpctttPy479Qc+1Y1x  rWqXUSRz6ndPtfGjCRE+x8SLkexrCN9I4U29ncSqTyxUR7fqGIP5CoFbV5Q4YW0
HPyt80mR9P1/nWbqze7LVOK6GkVjEksGRPM1YtI2OWYnJJ9T1pj3UMYwzqVHAzzV  FtOknINzdyOMYzFVvQ/oWH50Jo2nomw2yyqDkCcmXH03E4rP1LXkLJrVkkpjEoeQ
dY1OXH/Aev6VWFwndQ1tY3E/ODxsK/UNj9K0fssI27URdowoa6D29KfhVPGekNAK  Rl1JsMlnbGhs9wQw+uFI/Wir2OKKBlWeK80661trhd8kLbXXgODgdexyDntwRivX
9JkH9hWB9baP/wBBFeLvwfy+X5mZMKMnH0FeuafNjSLiCjEcCh/dFwpcplNXS  L00orPnkFes1UpZM96ylK44xIp3zkiqkC/MT71LI2SazGcAYqDVf6FvmHpxDyQyN
OWadhhlUAAPPvk/rXZRPjntW1F4S0lAd8LysSTueQg/pit6NN1L2M5zUdzA2MD  KVkj8lSc/vsX59t2cVAY5dPH7htLbDrEOWjH+z6j27duwrqdf1y40vXp7LTrextf
IK1ZUtX5hBXJ6jnv0HauS1bXrm4ulu7q5WSdlwXDBNoAyAQo9z2xkGonKMW4rVlx  i2r7IuwzppPF5sbbk/ve/ofQ09VL8KQ3BOAc8CsXS7p75JjJGI5IpmiZQ27levYvt
WsEj3AhTcsjAgFThgeuR7lg6rTtY1VNWuJikxx61I0bISr/ehB4xzU9tYz3S8aD  y1OC7uEXPPuPGfat0ZbFTgcUhwOnWtIacoJMLzaRc/daQyZ/FARUkdvp8Z+eeWU9
1SEAFgxOf0rN1UiUrmTkJ9jiitgmzz+7F9Gv9lLraPyCOVhtvIr2b0IBvNMtV8tZU  wOixrkfpxXrlu5SgX0jUfPxlNxpVvmZwiO3d1O1v8AP416gW2oB6DFbSMrD5JK
rO2eaVnzULHNZjQlJtA6ou5mCqOpJwKiu7m01jLytxzGZJ4zWpP/KurfxBPe3P1  ujIiERRCPJY7SVJwDnpYdjddjihahJXOun1S3ti4ZydnLrg5AGSQPU8e1V9Q8ez
XV7Itkz3FtgGysEzfke43cjI64/HpzXHa5rul2buEaWVvXzHEQwA5wScgYPHOPzr  Ct57zVj5qwnFgjqStX69M/StY3it7FKlzdDrI9Wt9Xvbpq3Ry7MNzdk55Oer+Xfj
HSpjZ2U0plBG3GfkdAISVLcc8cA++PauDufD9/bJfJaSFHQHe4YgsxOemcYxnt17  +mjYajPbzeVdgGuoGQ/ddYBHI+6Sf88mpcU9Ux8so6NHTPaw6e6Q2q14kUpthj28
/TGe35Yre0rUTbzCKZJBvX1TlSf/ANvZNhrP2mH5oi86phgSABj+PjJOTJiAYSAe  madeTLHeQRK3nDDPykd8/549zWkYju5vSXM3Fnb3HggxlNzcSeB25IZmwf+Ahg
P0HvXoaloh0SfyNsQvhuBjGAE2SPWnrLwNvtLsxLn5t2Nrrjjka8Z98VQ1rXyR+  6DmYYjQas3A5z61tiJU3T0Wpz06dWM/e2IBinBqz31rTY1zLewL/AMDBqPj4s0WJ
S32zf7IpNcKjJ7I3bXc3s/5xRXL/APCd6MOD09P/AGzH+NFV7OfYXNHuenXhDtd  P0ua9kaWZ7RGmwGwJAqk7WHQ/hjtUbNmtNXFqVjb6ReWlzeW8U81tII4ZJVnyMc
A8nnjisQivRxCimrHBSbadxpPNNwSQBlp5Wk2+1cxS2sWk8ZmndoZ4SP93/EU  Yhgfb8uCD61xWontkllCi3imZdsajlxjnuTtJjX04H0Fa+s37Xc27BwGIzGI2HoR
lhjdxxj2PHPHODDB9rmaa4+ViTwP4fr61d+VG9OHMUTP05r2QmQnZ3H1Az+mPyr7  OzgtYhtXOepPY1XghWOMRRlgf19atbW8vaVx6Z5NZczbPQjBJWRWuoXvJAYCOg7V
z17As08kbgZTlG9+f/rV1DRmROVwr6elZV7p7mUSAEsoxQnZ3RU6aktTnob5Yp0t  L6RkAJKsdVIxwMeue/P5Vs6oZrrRmW3nHnRqGQIgdYMDtx9PmzkYHAz2rE1G1WV

```

lLhgoPPrWnpOoGK5S3nkk+zNGIxIuAUyccHnnAPYHqM9a6Y2krnnlIOL0POrnxBF
4B+NdSVNLY4m5t7lM38h4+b+VRm5lPGSf+BE1ckhVbmDCqOucD2qcqBxVXiugrN9
77aYhYqimHysH8S2654646VuAcVwlnqVtA5Rm3mkeIvEY7SQRnOqYcJHFYlnk5g
vT/PNczpTyQ2886k5UNdHn8ac9YnbQ12OivL220qHbJKBJ3FV7bXorwEBgDjOrjr
NwRWHdazcpOVTBB6cj+tw9REg0iFhjzMDPPfc5PbfaoiIpNsrPyzHjbjgdOuf8ii
coVyDkFvXHasq7jgi0i4S8MlxxS4HlvtbvjrnsC/gK2p2vY4MTHL0V0YVwYpZy8e/
Cuhpnm3MyOTN3HdSW4ktoZF3pu2lgeoz15APStq3m07Vtamur2I6fZABlt4YixPA
Id7nVSz+F1faun3WBxznzguffBORRWRb+KtWtVcW1x9nV2LssIKasepWd1opco9T6
rnNTC8WwedouSoOyZDg9T7Rj3yQfwrjtORGilSWMhc/d7/T88132uRefolygwPl
x+T/AFn95uo9aW41ncfzkzluABVfz5LVWvNolbG3aT2osenytr1NTUIM6akJYZ/8A
1xXK+LoHfRpJyzkJOv2wMEfzYf5FdG8/B78cVz/AikuF/sWSEpmWzWfOegBBPH4
klcZ4PI6j/Ina+i32u2b+RpX7wOmmBY2cdvm2j+Lgc1lalqGoT2bJc3ssqZzsLsV
bwW9P0rHnV0i2tIX59MVQuddinjHail59aKLB7Rdj6k8Qy6daiNY0cV1auVUQ7CKQ
AK1f8aP7f0tTg6jaf9/l/wAa8nv23A89Cv8AM1Qbk+vNN6WBQTPaV1KyvA0cVxBN
8wB3Erk4yfsnKJph5SU7Lqc+kTD5u446f59qItSjL+xzRhCwvwmNsDd+PwMq3fz4
L4Y+WQq+vJ6lafyZOEGCjPgHAX9KYVjiUFVxjpkVo7Gkr21ZYZdsak8seK5vW2Wa
f3FuWUo3lNtyM9CR24H5VQvP+PV13lz3LV2tZpMUqmOJIWxHC9cHOep/z71UfwQ1
BVxDbxq00Rfb8218jPpyKq6n4TvLSAtDEZguWLIwbAA54q/awb3OV4KvFXcGco3W
7c5GP1zn2qjJqTuCC+SaijvS0gLH7vqeBXkqnFM+up5ZBL33dk+rQRgrDEXWUnIX
uHcGdc1XKjPwDopW5UW9S1WaxtkaFlUIRHFGUUGfLnuPXoaia4nuIR583mFmPzPg
x/StKznhdMyL8yjDD+tZGnTBvtFuxJZG3D2B9PxB/OpHt3z1w+h7is2tbm8+pd33
qMgVBbz1VYMMk81cldhHbFVAAJC4rNGAuccVUVpc7MLBJMsRzNLCdkgAEAj1q1Fe
x5MjF99UVjHd6YoosZ+zRn+YeOakSQAP9DVAYzY5qVZMjHqKgu5OrYAHpTgxZs88
lYbW47VsGRigActZssAmYD7w5zUmnzmHMEp+XOFb+lTJdTkrUrSuupppcKUwFDW
ZASPzrVLQ7qUOWo04Lx7+1OUGm7gCGcnGOK1A7kciTejYAB6/lSqaQdKCEm0xck
BSNEXY+Q+e5NOeerFVUIAIEy9RxxH7w9zUjLuVfbigZqWFR5+kPdKcTqzxhe8rABg
DWLu0KGNYPsQkWB0w8r09VIP41Ry0pv286b9UVY55Y2AJJQfwl0Xc0bKEQ5LDJ+1
Jrd4pkS0JpooMY3bQcFs+uOn55ziuRiQZxjgCteSwqdWFSTUegLHjRUp4U+1OK8j
JSUVdshJGERRVhtG1jPomv8AjNH/APFUVPMjH6zs/mRyQkms7h7S7Ro5UOCGqZmy
M1ISHix+FPPhf5cHqOKrWr54qc/LKCP4qGj1ISvFMnTh/rmphyD+lQZwQ3oamztwe
pT/PNct3BrttUj/tfwlDqMVuPP2iesXgs7Ltik4HQcI3HHHQd9Iq6ZxYhezxEKvf
UYOT6HXA4y6d4MeBjnkB8mlIkRkKkBVYkbeGIB65Ppoa8/jQB26Yndt44V7K3sNP
lGSFYDH4kgVePhbVnRTIKMBJ+7J1lvYXI/WodM1K4sJ2MI3BwFK+vpXWQag5lhnU
CDUXmUR2luXB6ueF/Pv+FW40WjcyNIXkI6Hov0FCivU8erVqTdszrnR1lnLpwD2
</FaceScan>
<IrisScan>
<Encoding>385</Encoding>
<Data>SULSRkFDADAxMAAAABaRAEAABaDAAABAQIAAAABAAAAAEEAALAAhAECAAAAAP/Y
/+AAEEpGSUYAAQIAAAEAQA/9saQwAIBgYHBgUIBwcHCQkICgwUDQwLcWwZEhMP
CwwYDQ0YmIEcITiYmJiYmJiYmJiYmJiYmJiYmJiYmJiYmJiYmJiYmJiYmJiYmJiY
AAAAAABAgMEBQYHCAkK//EALUQAAIBAWMCBAMFBQQEAAABfQECaWAEQUSITFB
RUZHSElKULRVVldYVWvpjZGvmZ2hpanN0dXZ3eHl6g4SFhoeIiYqSk5SVlpeYmZqi
9PX29/j5+v/EAB8BAAMBAQEBAQEBAQEAEEEEAAABAgMEBQYHCAkK//EALURAAIB
0QoWJDThJfEXGBkaJicoKS0lnjc40TpdREVGR0hJS1NUVVZXFwlaY2RlZmdoaWpZ
liktzLkcYltVJ9UlFq5/L/Gr+s20TalMkZ3wLI3kjPCRLiVAOBxg56DnPAqstnGP
TLHnEZ8v/wAdorTA4op83kLkZ7F8WSZfGeiwqdrNAOR15kxXdhOKx/G3hFdW1ez1
Om+J9wccqUm9V/ujSDzG4AAx0PrU+nnzZCqjkt0B6Vs+N7IwzXqKxMrGNz256ce
9b68haWC3eaQPhUVSzn7/wcf/wBb41nhePaXLlQzIwwVpSULK56V00tmdqLrYhL
Nm9Rys1oaVzP9rtN0kIjLayDkMD9cVntc+TELkkmEAMSQCvY8A890ce1WUGKEDbn
ZgYBOccc49s2P40AKASenrSLCWAHYfbCfUGPH8qtaX4hXRNRW8to5JZBnCzShoz7
G0bRxnBJNR614rklyZJ7y3jEirsVo5WjOM5xx1rG+0xrNvFlGx7GUMTH/frRq7XWq
f1i0lv8AS5befKjEjMhG44HDgn9Aaor0rebAQkggYznNc+p4rmrqliaZJTsUwHFOB
3ZJwBgg/0rgYcWbIHwo+fBzk9ev41Mm9j0MKk6d+tx8+k1/u00aH+FTGypkemwW
rViQxIy4ZRUHTPWRAlpLm0Yuh3gcCs+3u2kZzKoGcEY5xVcoRio2uaC2kczRnnr
D86qlpNHPiYrlfocRZ2t5fTeRaQTXEpGQkSFjjvwBVi/0fVNMhhlvrWe2WYsEEo2
z68mvTtJ8Dms6GaQTGHJP50MDjoffnDhV34gJ0y7G1ST/ZnQfatlsJFVQ65Ykh
dMN7+4p32YHN3b/wDf1f8AGvNBLwM0eZXjzrOTvY640LUel2z2p6sF+3W2Tz/
kfMquG49x6VwerWpt2kVXLR7iq5HIx6nvT9LkjTtp9y6PlkC7/4fukce9TasBNBN
xzmrc1wkkY3oHxyM1K8z2L30ZIBExwtK81tFGGKlnlwmjJGcexrIuLqM+Wl10Z2
eNcfdBP5/wD6q2Li4PabPTOKg3kxGJkRwsh3B1DA9s80Q0dzNUXW0RyaXFzZz09r
xEFN0qbu4+bb06jj+fau+FaPU8iv1VeErRV7nJ2u7yEi1ZfpipJseUPmJOe5rqYf
ipZIXikaOVCjQSGVhggjSRRV30f1Z6z9huQfmjwPUkAf/Xp/2AiVd14iqMgqgbtX
IckepjHf1qCO0hFusUoUyMSfOUN1fbGf1//AF1VjuDJ8pIBc5yPTsK1NyI9zh
FR/n+dZ13tSGNSnhZ/z9avxf8AHmzHoA3B9+1M1jShD4VYqkmWFLhAFbkHAXnB
6m9I1loQDH37ZyBwfdNHhkluKppDcAbfMbb9KkhsWaUeaoOTk5pg03oVyxKyXEvc
SKmCz2oqi4AFSAH6dKux18pDf4+RzjseetWINQdWxuPT1rNFOBhb86fKJxRu/2i
djUCNnFSqefamUh0rnzD6AD8KtuxfsxHr2qgSSZCD3qzFxET6n+goBlTzRa6gs2P
9KniY8nHFUWIRsgcetSvJtTqB30e1TYwsUNX1Lekixr16/lVbHAoKtLIXbJ6VIwA
88cj6UuwkE9P1ooEYhORinxN296YeuQeDTc7WrIxbsW0f5se9WEPOaokkYcdKtIe
AO5xkYHbJ5rNN28iEFEGfQV13gGKK4ubqxmIEoISdN/IUowzgeVIOF8AZrmtT05r
USm0YHepY4wiJHqe1CjqlbulHmuSQnGcQCCMcjp9PyquU2ztyTycZPsK7PQvDsa6R
n8KJAAhHPpgUWNWym9FFDdF6e1KR0yQbJvT7elub9iLK3luNv3igG0fvjx+tdsty
RjvXca9osWsWTAqBgKzHIOq//W9q87Pn2tw9pdKVlj0Oe9ZwkqiutzzaWKLH93P5
lBsJy8N3w0/xFZ3DFGqgCuXbAVW+Ukn2Bz+FavjyCM68LqLA89AsgLgkSJgEHB4w
R/ocgoVVBc4J6VGSX9h6ZpEIk55vwFbnhqzN14l060PaS21YhuhVTuP6A1UVc65z
a5dmw88kJK8wKxPBDEBj1cZPpXGp9zPfnbVLC1kcOWJ+w539ptliz0+7v2ZbS3aZ
BlCMAA/drJpJxVerTdlSqaR4Jjj182/K3B6Cmp8ntkc5NdZDp8EUaOsYRFGAqjAg
orR3DJyDnPCUVLppk8zP/9k=</Data>

x8jJytLT1NXW19jZ2uLj5OXm5+jp6vLz9PX29/j5+v/aAAwDAQACEQMRAD8AthST
WRdwrzGctmbnqazbhBg1nU3FBnNXdvnOBzWGtruuHB/vGusukHasmGDM7H/aNZHQ
OpwVPqD/AJz3qouzuS9dD0rRvFFtf2zfbGitbiM4ZGf5WHZLJ6590oPHPBMU3jXT
Z180M6DLInzMB9BzXT9ZnYx9ir7nXS+N9RkEJjtbWDg+arFpcnttPy479Qc+1Y1x
HPyt80mR9P1/nWbqze7LVOK6GkVjEksgrPm1YtI2OWYnJJ9T1pj3UMYwzqvHAzZV
dY1OXH/Aev6VWFwNdQ1tY3E/ODxsK/UNj9K0fssI27URdowaA6D29KfhVPGeKNAK
9JkH9hWB9baP/wBBFeLvfwRy+X5mZMZKkMnH0FeuafNjSLIcJECcH/dFWpcplNXS
OWadhj1UAAPPvk/rXZRPjntW1F4S01Ad8LysSTueQg/pit6NN1L2M5zUdzzA2MD
IK1ZUtx5hBXJ6jnv0HauS1bXrm4ulu7q5WSdlwXDBNoAyAQo9z2xkGonKMW4rV1x
WsEj3AhTcsjAgFThgeuR7lg6rTtY1VNWuJikxx61I0bISr/eHB4xzU9tYz3Ss8aD
1SEafgxOf0rN1UiuRmTk9jiitgmzz+7F9Gv91LraPyC0VHvtIr2b0IbVNMtV8tZU
rO2eaVnzULHNZjQ1jTA6ou5mCqOpJwKiu7m01jLytzXzGZJ4zWpP/KuRfxBPc3P1
XV7Itkz3FtGgysEfffzE43cj164/HpzXHa5rul2buEaWWVxzHEQWA5WScgYPHOPzr
HSpjZ2U0plBG3GfkdAISVLCc8cA++PauDufD9/bJfJaSFHQHe4YgsxOemcYxnt17
/TGe35Yre0rUTbzCKZJBvX1T1Sf/ANVZNhrP2mH5oi86phgSABj+PjJOTjIAYSAe
P0HvXOaloh0SfyNsQVhuBjGAe2SPWRNtrLwNvtLsXln5t2NrrjjkA8Z98VQ1rXYr+
S32zf7IpNcKj7I3bXc3s/5xRXL/APCd6MOD9oP/AGzH+NfV7OfYXNHuenXhBDT
A8nnjisQivRxCimrHBSbadxpPNNwsQB1p5Wk2+1cxsY2sWkc8ZmndozE4SP93/EU
lhjdXj2j2HPHODb9rmaa4+ViTwP4fr61d+VG9OHMUtP05r2QmQZ3H1Az+mPyrr7
z17A508kbgZTLG9f/rV1DRmROVwr6e1zV7p7mUASEosQn3RU6aktTnob5Yp0t
1LhgoPPRwNpOoGK5S3nkk+zNGIxIuAUyccHnnAPYHqM9a6Y2krnn1IOLP0PnrnBf
4B+NdSVNLY4m5t71M38h4+b+VRm51PGSf+BE1ckhVbmDCqOucD2qcqBxVXiugrN9
77aYhYqimHysh8SZ654646VuAcVwlnqVTA5Rm3mkeIvEya7SQRn0qYcJHFYlnk5g
vT/PNczpTyQ2886k5UnDh8ac9YnbQ12oivL220qHbJKBJ3FV7bXorwEBgDj0rjr
NwRWHdazcpOVTBB6cj+tw9REg0iFhjzMDPPFc5PbfaoiIpNsrPyzHjbjgdOuf8ii
coVYdKfVXHasq7jgi0i4S8Mmixs4H1vtbvjrstc/gK2p2vY4MTH1V0YVwYpZy8e/
Cuhpnm3MyOTN3HdSW4ktoZF3pu21geoz15AP2st3m07VtamurI216fZABlt4YixPA
Id7nVSz+F1faun3WBxznzguffBORRWRb+KtWtVcW1x9nV2LssIKAsepwD1opco9T6
rnNtC8WwedouSoOyZdg9Tkr7Rj3yQfwrjtorGILSWMhc/d7/T88132uRefolygwP1
x+T/AFn95uo9aW41ncfzkluABVfz5LVWvNolbG3aT2osenytr1NTUIM6akJYZ/8A
1xXK+LoHfRPyZykJOrv2wMEfzYf5FdG8/B78cVz/AIkuf/sWSEpmWZwFOegBBPH4
klcZ4PI6j/Ina+i32u2b+RpX7wOmmBY2cdvm2j+Lgc1lalqGoT2bJc3ssqZzsLsV
bwW9P0rHnV0i2tIX59MVQuddinjHail59aKLB7Rdj6k8Qy6dNYW0cV1auVuQ7CKQ
AK1f8aP7f0tTg6jaf9/1/wAa8nv23A89Cv8AM1Qbk+7vNN6WBQTPaV1KyvA0cVxBN
8wB3Erk4yfSnKjph5SU7Lqc+kTD5u446f59qItSJ1+xzRhCWwvnmNsDd+PwMq3fz4
L4Y+WQq+vJ6lafyZOEGcJpgHAX9KYVjiUFVxjpkVo7Gkr21ZYZdsak8seK5vW2Wa
f3FuWUo3lNtyM9CR24H5VQvP+PV131z3LV2tZpMUqmOJIWxHC9cHOep/z71UfwQ1
BVxDbxq00Rfb8218jPpyKq6n4TvLSatDEZguWLIwbAA54q/awb3OV4KvFXcGco3W
7c5GP1zn2qjJqTuCC+SaijvS0gLH7vqeBXkqnfM+up5ZBL33dk+rQRgrDEXWUnIX
uHCgdclXKjpwDopW5UW9S1WaxtkaFlUIRHFUGUgfU8nPXoia4nuIR583mFmPzPg
x/StKznhdMyL8yjdD+tZGnTBvtFuxJZG3D2B9PxB/OpHt3z1w+h7is2tbm8+pD33
qMgVBbz1VYMMk81clhdHbFVAAJC4rNGAuccVUVpc7MLBJMsRzNLcDkgAEAjlq1Fe
x5MjF99UVjHd6YoosZ+zRn+YeOaksQAP9DVAYZy5qVZMjHqKgu5OrYAHpTgxZs88
1YbW47VsGrigdActZssAmYD7w5zUmnzmHMEp+XOFb+1TJdTkrUrSuupppcKUwFdw

nNeteHLcReHLFSOse78yT/WvK1HevXdIONCsAP8An3j/APQRXn0bXdzpq7Czwrjp
m0SnPACHbWtYas1tqvmQEw3kLH5H/iXPPQ/Mp/w6EcdhaxhSDXDX1tHdsFvB3KxK
EMXkrzcq4JLLft2YxgEOVPOewPTnHGfMku5LNhFd42dEnAwp9Aw/hP6H2zip2vYF
rWqXUSRz6ndPtfGjcre+x8sLkexrCN9I4U29ncSqTyxUR7fqGIP5CoFbV5Q4YW0
FtOknINzdyOMYZFVVQ/oWH50Jo2nomw2yyqDkCcmXH03E4rP1LxkLJrVkkpjEoeQ
R11Jsm1nbgHs9wQw+uFi/Wir2OKKB1WeK80661trhd8kLbXxgODgdexyDntwRivX
L00orPnkFEs1UpZM96ylK44xIp3zkiqkC/MT71LI2SaZGcAYqDVf6FvmHpxDYqYn
KVkj81Sc/vSX59t2cVAY5dPH7hTLbDrEOWjH+z6j27duwrqdfly40vXp7LTrextf
i2r7IuwzPF5sbbk/ve/ofQ09VL8KQ3BOAc8CsXS7p75JjJGI5IpmiZQ271evYvt
y1OC7uEXPPuPGfat0ZbFTgcUhwOnWtIacoJm1zaRc/daQyZ/FARUkdvp8Z+eeWU9
wOixrkfpxXrlu5SygX0jUfpxL1NxpSvWmZwi03dl01v8AP416gW2oB6DFbSMrD5JK
ujIiyERRCJPY7SVJwDnpyDjjdihalJXOun1S3ti4ZydnLrg5AGSQPU8e1V9Q8ez
Ct57zVj5qWNfGjStX69M/StY31t7FK1zdrL9Wt9XvPbg3Ry7MNzHkz5Oer+Xfj
+mjYajPbzeVdgGuoGQ/dDYBHI+6Sf88mpcU9Ux8so6NHTPaw6e6Q2qi4kUpthj28
madeTLHeQRKH3nDDPykd8/549zWKjyu5vSXM3Fnb3Hgqx1NzcCSeB25IZmwf+Ahg
6DmYyJQAs3A5z61tiJU3T0Wpz06dWM/e2IBinBqz31rTYlZLewL/AMDBqpJ4s0WJ
P0ua9kaWZ7RgmwGwJAqk7WHQ/hjtUbNmtnxFqVjb6ReW1zeW8U81tII4ZJVvnyMc
Yhgf8uCD61xWontkl1Ci3imZdsajlxjnuTtJjx04H0Fa+s37Xc27BwGIZGI2HoR
OzgtYhtXOepPY1XghWOMRRlgf19atbW8vaVx6Z5NZczbPQjBJWRWuoxvJAYCOg7V
L6RkAJKSDviXwMgeu/P5Vs6tZrrRmW3nHnRgQIGyDyMDtx9PmzkYhZ2rE1G1WV
liktzLkcYltVJ9Ulfq5/L/Gr+s20TalMkZ3wLI3kjPCRLiVAOBxg56DnPaqstnGP
TLHnEZ8v/wAdorTA4op83kLkZ7F8WSZfGeiwqdrNAOR15kxXdhOKx/G3hFdw1ez1
Om+J9wcqsUm9V/ujsDzg4AAx0PrU+nnzZCqjkt0B6Vs+N7IwzXqKxMrGNz256ce
9b68haWC3eaQPuVszN7/wcf/wBb41nhePaXLlQzIwwVpSULK56VOOtmDqLrYhL
Nm9Rys1oaVzP9rtN0kIj1AyDkMD9cVntc+TElLkmeEAMsQCVY8A890ce1WUGKEDbn
ZgYBOccc49s5P40AKASenrSLcWAHyfbCfUGPH8qtaX4hXRNRW8to5JZBnChzSoz7
kfbRxnBjNR614rklyZj7y3jEirsVo5WjOM5xx1rG+0xrNvFLC7/4fukUmTH/frq3XWq
f1i0lv8AS5bfeKjEjMhG44HDgn9Aaor0rebAQkggYznNc+p4rmrqliaZJTsUwHFOB
3ZJwBgg/0rgYcWbIHIwo+fBzk9ev41Mm9jOMKk6d+tx8+k1/u00aH+FTGypkemwW
rviQxIy4ZRuHTPWRAlpLm0Yuh3gcCs+3u2kZzKoGcEY5xVcoRio2uaC2kcHzRnnr
D86qlpNHPiYrlfocRZ2t5fTeRaQTXEpGQkSFjjvwBVi/0fVNMhhlvrWe2WYsEEo2
z68mvTtJs8Dms6GaQTgHJP50MDjoffNdHoV34gJ0y7G1St/ZnQfatlsJFVQG5Ykh
dmn7+4p39p2YHN3b/wDf1f8AGvNBWLm0eZxjzrOTvY640U1uelf2zpk6sF+3W2Tz/
kfmQ49x6VwerWxy2kVXLr7iq5HIX6nvT9LkjtTp9y6PlC7/4fukUmTH/frq3XWq
xzmrc1wkkY3oHxxYm1K8z2L30ZIBexwtK81tFGGK1nlwMjJGcexrIuLqM+W1lOZ2
eNcfdBP5/wD6q2Li4PABPTOKg3kxGjkrwsh3B1DA9s80Q0dzNUXW0RyaXFzZz09r
xEFN0qbu4+bb06jj+fau+FaPU8ivlVeErRV7nJ2u7yEiLzfpipJseUPmJOe5rqYf
ipZIXikaOVcjqSGVhggjsRRV30fLZ6z9huQfmjwPUkAf/Xp/2AiVd14iqMgqqbtX
IckepxjHf1qCO0hFusUoUyMSfoUNlfbGf1//AF1VjuDJI8pIBc5yPTsK1NyI9zhh
FR/n+dZ13t1SGNsnHzZ/z9avxf8AHmzHoA3B9+1M1jShD4VYqkmWFLhAFbkhAxnB
6m9IloQDH37ZyBwfDNHhklUkppDcAbfMbB9KkhsWaUeaoOTk5pg03oVyxKyXEvC
SKmCz2oqi4AFSAH6dKux18pDf4+RzjseetWINQdWxuPT1rNFOBHb86fKJxRu/2i
djUCNnFSqefamUh0rnzD6AD8KtuxfsxHr2qgSSZCD3qzFxEt6n+goBlTzRa6gs2P
9KniY8nHFUWIRsgcetSvJtTqB3Oe1TYwsUNX1Ekixr16/1VbHaoKtLIXbJ6VIWA


```
D3TFfJ9Mcn4doyX+rsDln2zLi8RzAI dqzXtIPu0845608g0G36/+RHTb6gT7WiscyCq108RXti7/kFRm1F8083kHrFpMuX6YBxvWaz0yC82jURNOi0+AWs2iPIIWfcsW
H35n8A56XdK57dm9vgFkAAAAAaACDuWo9HF+ZbNkVm9uPkGp0uCMfIPAKrU6K+o1M9u3yC4wYYW0ikewOoAAAAOgoZRhPnpB1b267Tb5B4Bc7To/wD9rf4BD3T78g
nbJTtawPu5am+PNWtFAJWrOn8ukf8A17Ar67Lk57z2BZaXQY9P+Z+QUM6ffkEIfloTT/kVmlu3wD5/xGbq49vkFto9DXTR82+QTQC8mKuTtaOQR67dgrPPSCTHWN0xwD
2ACnN0mPP9UAqNbtC4Y66d4BX481sc9Ve0g6ZtXkzfVIOeLFbLPfYbd6Xaa07508gs61iscQCh3PRWpblK+JBWrm18A6W1GS3abSD15BP0ugy3tFuOI+QaSO0A+gAAAA
AAAAzm6aj1cnThioPm16f1cvV7QDSAAAAA82tFY5nwDobhrJz34j6YBABL00lnUZOPb3Bp61ikcQDL66/XmtMgtt1+P7BD3n7sfoFxo79eKsgkAAotz0V5yepXvEg
4aXbcmW3944qDQfFI6Y8QD2AAAAAADzMc9pBWZ9npknk8A8U2WsT/aQWWHT0wxxSAdgAfJjnyCFm2zDl78cfoHH/hcXzIJOLQYSXiASgfQAAAAAARNfqPQxTP
vPgXnm0g0u26f0cX5kE4AHmlorHMgq9Nr758/TH0AtgAfJngGf3HXzlnor9MARaeqlm08R5BptDpvQxxHvPkEuZ4jkGS1FurJafyC/wBqrEYI49wv29fdj9As9t+xUE0
AAAAAaAAAAAAAAAAAAAAAAAAAAAAGc3TU+rK6Y8QDxtun9bL+IBPgAAR9Vg9enRzW5pdJXTV4jz8gkgApNz188+lT/MgqaU654B5nsC42jSc/9tv8Auwecn0z
+gY/J9U/sG1z27FQVm9fdj9AsdrnnBAJ4AAAAAaAAAAAAAAAAAAAAAAAAAAAAAAAAAIWv1UafH+ZBmu9p/Mg0u36b0MffzIJoAAAAAOGqy+lJmwMpa3VPMgRbiOASNFp
Z1F+Pb3Bp6UilemPEA9g8ZJ4rP6BkL/AFSDV6T7Vf0Ch3W0znn2BbbXHGCATwAAAAAAAAAAAAAAAAAAAAAAAAAAaebW6Y5kGX1uf18s29vYeZadH1z6tvEAvgA
AAAAArtbinNimsAy1qzWeJB30+jyaie0dVkGi0mlrpq8R59wSQacNX9q36Bkga3Sfar+gZrWtZ1t+waDbqzXBXkEwAAAAAAAAAAAAAAAAAAAAAAAAAAAAFPu2r6f
+qvn3BU6fDbPeK1BqsOOMVYrAogAAAAAOVsgO/e1Qe61ivaEgAaCNX9q36Bk4jkGxf0wRz8AzFv73/cg1eCvTSsfGHUAAAAAAAAAAAAAAAAAAAAAAAAAAAAE
VaiNPTqkGYyXnNfqnzIL/btH6FeqfGfAaAAAAAAAAAAAAADhq/tW/QmpSeJgGj1ebp03Me8AONPj9TFYBraxxHAPoAAAAAAAAAAAAAAAAAAAAAAAAAAAAAPkz3Bmd
fqp1GT8QDttWk9W/XbxANCAAAAAAAAAAAAAADhq/tW/QmkC33DJ/wCpjoDhtNoRzPz8A0gAAAAAAAAAAAAAAAAAAAAAAAAAAAAA3dst8ePivv5kFPpdJbUW4jx7yDS
4cUYqWAdQAAAAAaAAAAAcDRXqx2j8AyUxxPAOMXNBx7Atldxecn+AXQAAAAAaAAAAAaAAAAAAAAAAAAAAAAAAAAAPF6ReOLRyBTHWnascA9gAAAAAaAAAAAa+
THMcAyepx+nkmAeMWK2WemoNRpMHoY4r/ALBIAAAAAAAAAAAAAAAAAAAAAAAAAAAAAAAAAAAAAAAAAAABF1Oix6j6vPyD7p9JTTxxX/YJIAAAAAAAAAAAAA
AAAAAAAAAAAAAAAAAAAAAAAAAAAAAAAAAAAAAAAAAAAAAAAAAAAAAAAAAAAAAAAAAAAAAAAAAAAAAAAAAAAAAAAAAAAAAAAAAAAAAAAAAAAAAAAAAAAAAAAA
AAAAAAAAAAAAAAAAAAAAAAAAAAAAAAAAAAAAAP/2Q==</Data>
  </Signature>
</Biometry>
<IdentityDocs>
  <IdentityDoc1>
    <Image>
      <Encoding>jpg</Encoding>
    </IdentityDoc1>
  </IdentityDocs>
</Biometry>
</Signature>
</Data>
```

```
<Data>/9j/4AAQSkZJRgABAQEAQABgAAD/2wBDAAcEBAQFBACFBQCkwUHCgwJBWcJDA0LCwLWcw0RDQ0NDQ0NEQ0PEBEQDw0UFByWFBQeHR0dHiIiIiIiIiIiIiI
iIiL/2wBDAQgHBw0MDRgQEBAQFREVGiAgICAgICAgICAhICAgICAgISEhICAgISEhISEhISEiIiIiIiIiIiIiIiIiIiIiIiIiIiIiL/wAARCAD9ALQDAREAAhEBAxEB/8QAHAAA
gMBAQEBAAAAAAAAAAAwQCBQYBAACI/8QASxAAAQMCBAMEBgYGCAQGAwAAAQIDEQQAHAUSMQYTQJSRYXEHFDKBkaEVI0KxwFAIJfJi0dIWFxgzNXLT8SU0Y6NDU3OCku
FVssL/xAAaAQADAQEBAQAAAAAAAAABAgMEAAUG/8QAIxEAaWADAAMAaEBAQEAAAAAAAAEAcaESBBMhFCIXQtJRyF/AAAwDAQACEQMRAD8A+jF2iOgLWXlrgleyR4A
T7sXQgwNh0ZrVJ1CCjou5/HDEK/Ql9FUYuEDTvhH8cc23XTAEZYhegJC5+2Pw78A248D0NsUOXqTzEpT7xfBRHJ+oX1CkPaCugDqf8AfFDpvcCW8uCTAbBQetsJsvPj
vQb1CgcQFBCYFpCRhiFS5IryukjU1CI3iBtgg3sCtmgCggIGk9bw/jhS/qCoy6jUnUAMdtYHHEa3J05fSbhCB4W6Y4XbYFVPQhWkITB6gD5YDLvZNVLqJQ1aE6ehAE45
Eq/UkrLaIiQhN7xpG2Do5fsCDOWtq08pJSftQP134RmzFi0MN0eXLb1Ibbg9YE4Cknkr1nlzBqRr0Igx2G2H0R31Qi4vkKq5aw0lJvqgThWzbi8YM3Q0DqdaUI0nZQSMF
InkfBNzLqEplaEACTCaQMMyG+mJOPZWlxDaWxp/bEA+7vwjNuPxfG/Su8tzS0uUdDbCnOGC5SwEpIiw7JsYgf7Y49CaWi6y5BTTALSukkmTN/H8cUg8jzK+hzdtRIMwYj
xGDZDx/6US2na7oIKVfsmr+PuxI9yaSRb0LS26YaxpJmN78Vg8jy/ov51bbClMtlxZsEDc9P10HoJ481QaqPE66ZxK9QSUZi9wJuIAXNI9NcpD6K91FPBpH59onSJ8y
JxVsefmlnk/pQltWmld5lkhFjci03t0G00TiRYqyFk0ritBI7NwYnx8MLO2dfa/rjrbaQkdwnRqVMXk2Avve/djpm140ySat8oRFOvtyFg7ieJ7ybbY6hZwpCq1VhcUl
FG8RuJgRPQ3+e00akyaA6paBQaRxRSSEqRsbmD74n8zh1JnyzsKK6o1CfVlyvUCVQAmB1vGwx1IGGdFeqrgdehdI4FGbCI38+6L4l09CWWX1Txb5a6daCNSisxAvab7
nfDY/IW2MKJU2sATIHTpgWTWz+xSvMuBzSR2j9m/8cS0exF6RZUSCmmSF2iT4x8cPJ5f1PbD0GfhenCP4vErg2T8VfTPot08zQR2jsg9fnjJ7s2kiTjKkKhMXK7jg
mWsi2XdM0FNIWQFKShOlXUSbt3YeYyrrSDCQQt164poyJ7ZF0duOnQd3ywuJQtkgEaj7afZMSR0gtWgaGvIVTh5Ta0KzBUJkLUEpsTNp79zGLkkyw3Q11lIFfslSuZCSm
CSEyY6bYVsvJ0PpQDMRLPUEPQjVJ7rThZQLYPnUzumpNb2LBKBCbKrqI6xy+dsUI8k9FohZW3mhQsoSb6NosQCLTFc6HSQZbMwLcbzBwPsArBskwGxJMR1P8MAfSO
B2jCVk5lKtpiAmw6na07A05PRTI1BWYrhEKVZIIISYzG1xgb5JKFMULdazEkBoIwq0STGswN5PS2ADZqT6mbHK0YuJSNVYEWQIEezHfh5A5IVHqIXTLuucgSkARCO3Jt4
xb8MHQJrZmUy01816kqThdCSZgbeBFsdo5Xo5z6dtwoXmDiFpVdZAEWFttsFIC+kw/QmCMxdTqsAYnfu04DZefg5Rst8nmB0vFZ1BwxJ6QLWfsKkJsLy4np3EY5yZVTI
untx07sKjUkeBANz9n2T+HhjtByV8KvNf+bM9wWCSB1LhxCGWxh2EyDueyMMkTuxXMQ9VMQGX7cmTeL7YwqNfh+P0LUOYurWGNAVEm5049/XCqjXmwpIs+cKCAOz9oG5x
Vhk1f0Ur3kMmenP13tLUUg3FpiPyMK7NnjYehVfbVWQ20h0m3b7Pu2vfHJ182PksGm8zDjby6djSpr1IglkZAECSyK/LDbmMmW3XBwEsMoZJ2kKhN4tH44DoCYNdrmi
```

G9ZZY5l9SSfzAsADF5ucGZDWSUdpq2rWoSlgErhSDNkQJgxm2OGeMRERixTnMlrSpXllLRuUmdQF/dhCvZzkZwoFSkMEygttbpEEzJiZ2woezy287uAinSACCBMGdiLX
ItbAYVR0t5kXwAhkMg33Kike6JPYwUw7BcnOSrWUMAAKGNzOqLC42n5YPYwWc2M2bA+rYKlGve1fxw3RjizubsrhaWYMF7Ux4W+/HOy+DHsLRlrx5ak6gbEncfLCbL
ZMeHmqFgOz1Tg6PNvJsUzGucZgNiJuVbxfy9+FbNnjYFQtRVzri0tKbV06jv8Yv78LLNOBpFqCBZ03Udtix5NX9KrN0TVzH2RiZwALRpEsNfslCS09fZHzIuyLnYtmF
CamNKoU3YA2Hx6d3liVno+LagXospW0pLzqtEX0WJpn3YcKbyfKlIipsWNo6kdmVTPLCumAgqIVEEG4tB2N/1/DEzOMNckaHL221/rPZN4AJHAzZdlpTIhNjKRYDf87YL
MYUil7DuwNDFmGpDkG6F7HrPdjRjMmYqSlQcIJsLjQMadHn02TOcVCRymyYT1NzgekptTTozOsFytQV0hQA+7D+pCPyKQZGd1aQD44WseJR5jGKfP3NQ5qQU9ItiP4
0mmfOY/TzhTvC2+8H8MZrws24vIVf0M52gDMEeWI/UXaX+FbVUHfSXSSa9EmBGHxzNCzFBy18xdLD7Iq/E4bQ2YgnbsobnfxPfhtmPkWraJNRChTJsAdt8JSNVjZuQdFl
RaUHXLEXCBB+/hjlI3keXsfLaRfse/DowKUypzZ6aof5RhNF1JZMPtIpWkKIC1IRpBN/ZGDsScTCAKJgdOgwRqkk4g+7p44ZGbJBBTrKE8tagHD7I6naOotgx0eEGw30
w64BWgwWsDlFCQBCj4g+XffffHEWeW9VB5HKKOSqJk9re5Eb2gb4KQdANWdhJGtgk6k6vwtg6OFqz6WUwdS2JTDJ7V/yMVgjmKeoXmKnysLbCTICDTEWO0zvONUHN2LByv
kDW0lyQTV7NrYoQ4SCBrMdWoLbie9lW0xc/HCjeuWFDFCQBZG5E1UeItgdIZyjrNlMdiIDrYJglY2CesTadowlWi8YbtGVZulZioYkEgk6gQTCfLEnnTNC8N/40tDiNo6
FO0y0CNJMzfp92Ito1RDksHOUCHHCO6ARM4ihmhJT7IjWfPcSTewm/n0xRIhUHjUMI7BcTrVgm98IzRhXmnpURAUr0wEx3+oQpJMg2w6MlryJ6ozT9UpaeYdu84FMvh8d
ldXo+v2Gwx2ywgH16EGbBKYnz0H++JM9THK0XeVovGkkkyDEG/dbDweV5i+jBwoom2EE+dsUtmbAvpm60pUtDjqXHomNI1G4Bk3v34nJ7UstDlFT062ktqYfWESExJF4N
jMm9r4rJg8ocQlkua/VH9YTPChuBECBKGMmzPJ40dCpBSjLnkAkCg2mNhAvC4M2Lf0XpWUsNx6goOeypJmdOlUwZ918FsRvojUUtOglrGXLQmU6rX277C+DB1/wqzSt
KqCXaUnev/ZNRdfIY1Sjzbf0ByUD6ioRt+I33w+hGHFMw6FrVRLCrgBtJPX3vhNFYI03RskIH0eSogLSRFoI8YgnbrdUXxosaajYQ2Gjliu0oapIAkdZmYucZqo9DGG
mhh5xThyxazcAiACBYEAmIgmIOmdSyytvSMrUGpBNwAYJEnqYkmMKP0TdpqRhyWsuUdHsUdTftiJOOQtClyw4FqH0f9QJ0R9qbkgt880Jj/ps8hPNQPvYKiFFVjpg2tNz
F/liTPWx60aHL1KNKBcWty3/HBSPL8z+hluKDS+0Y0m/uwaI+n/TPOLcKpBJ7j1Pz9+JbPdxwtDLSyUCSSfu8N8Az1rZYU2W0rjDLhSukIQSBYGOQntvth0jM/K0hxsNJ
GkJAQPZSLYdIwXm7Z5ZCbJfX1wCsfcvzDJPWHOC24WwIHLTz9M9ta/wAMMjU/J0gjWXkBLJqXENDYJCQRtedxt78PoxVm2009NUJKCKhegSCCBCpmVHxvtsML0HZ401Y1B
T645JvqKU2gRA78FMDya/wA/QOOrDgq160oKUGRBfJycOqJut1fUirZY5K612R2YOmI+GLzBly+T/8EDTVLU2ovLlvqI7R8fdjRKPef6Dz0lhJQ19cn2CdMi4mLY5sZ
ZQgonTY1LqQqxftvhhNjrkWVHSOLKAK11JBUSsRNxaQR4YhkRr8fKWCKRwIKTvvSohRXafIWtOM+j0PaeZy5QstIqnu3BKRTERAt5YVnLKG+iluSVVTydrJOpVcy6AW7s
TbLkystPt+tvIbvqA/DAVB6MnxDnDgc5WxVbkkxoddkXAEdnz3KsN2CR7JssXW0tdRUKfacFiNUBzP7THXDSUryOUXtLflbCNwIANwt0w2jDWTtnnFaTA2FsIy8fABoqV
1fNKLi5Aka+YwOS+50hTMJ58I7KQkWGByQWZ11LRJSKRqTu2iD7h8cmkTy2RqahmHa9o+wBhnCpJdgkFMWQgyoaXTYdfD3YSWbH4/KHSGGMcbnugApyYzBDiW3oCN
ZUJCRew6/GMKwRAWys3ne4ju9+DKDsk5BBn/bDaJV9FlqAEmw64ZSJ/BWoWw819ZEDu3B7sWmdGa2mVVQzylRmpIlJ6xjTL2eflDavidoG53+/DaJ7QVtxSwEk+U/xwjN
HSLagYAlWrtDcbRjJl03ePjQXWZnp078JBSnycQ9Ko05tfdVIZod56W2C4r2Egmw8BjNSNeMx+e8TVGynlMyzR9E9T4q/hiRo0FyXh/LWmkVta4hbphSEH2ADSvHZWK
whGjuYcZMN1aw6RounB+swftDfs4i11w5X0yG0LTfmAKQnwP3d2GbDh8boCzmDVQqF2cVZO8fdI9+E2bK8X5seQGWPPcmww2jz6v7orczbmq7JtAwBpLCln1nkH/wApHh
9kYaSORCmc07rugoTKROsi5HuxOz0/BRUtpbLyAagM1tQUUpU3i/j74wYRp8i1oeW9SpPzZdsLUAaSLADc+U40o8e1tkQ44t1JyzAwmUrVCTExfbbvjCNGmZ+Bi9Rc4c
3MdawnSRaJI3JA8sGSNSLuvsmNJ5Wzr0WBSYPhNxiV1xWJIWtEF1VN9sldWuEplIMEKbksYF+7/fFODO62Jc6hSwe+uKcSkhQPlNtvGb4ZrYj2gb6W12VWukNkEkxCSa
bb/nphp+EatZBZpCokVKhp0yobkdb3XFgyaxv/wYpWG06jVuhKpAWQntgoW8IxJ0alg/wDgVmspmAholrgQmUpWN4P2ttvz1wHA8NyyxbRQPQpvdXKgnrMgDaOhxn
p6NLFUBK6PXzfxLkD2BMECE3fJO2CmT9YxTvURIisd+0pxQlJgDcmPZABtGJ2jTiRmeJ8opact1TFQ+aaans/rfONtiQ178cQ5NDK0ozBx9DdnCw+7FPc/qcKmq07h5U4b
QZNFkXdtEx+tPvuOVHRsAFKZOK2gm84dSrzWyXEOc5ZRpt6nnXXLJW0LqGm0qt3SbdcJZu8V811kzK6n1VbMfHUL17CPC2Jor5GfS0XZQsGO/FEzmxvux0sV9d5AY7RV
DVE4fUGjOzaI+AwEzls7qVq3vuSPvzxKdHKpohGthtCnraQqAPORikohlysA39JuNnWwiJ0pmTN4G1hMXGGb0UxtsgUzuUwEU6drjVb5d2AVoKEZjzEOBFOYsoSZggBW
t3/fq7Is9VJzAFQ0Mlg6gAZk7xNvjh4ZmyFQUZs2fZZ/fv2pnpt7saEY6JqTWrcZDwq+oiTAtBH72++CL8PLbzNS0qJdSW5JQk32tG0zGFLaRntOZFUgMKUBITKtpN9uu
C2GdDNPV1+mHXGC52QFiQne8jy7uuJOSnaIvKrcVanWe3/ci8G/f5RgyCp2V2bZ5nWV04QwWy677CwFFCR181bYTKymKdDHDwfZpWpVTKUwXU3QSDqVa8jvBxJMuy8Q1n
k6wtjSLae0JwlMrDPVVLmtQz6vqZ0Fv63WJlUhb2Y2G/4YCQXZ8/z3J83y+sUhs0FpU8pyDtbx3GDrQvQ2niriBGXCmQ4jmxp5xBnzHj54DsaJOZLw9mmZPiqRf6aQ3cX
fwtXemenjhUilPrtWazmlbSwynQ0iLYdGHJbJohsb3ty4FMphi1fQqHL4GzQpEU5PULLgAkBCEGJFrQAPM9MJs9cFGLfLqtbzJcWntDu7o3jDIweX+gzzFFJJuYJn8jD
v4ZLTKN/M1TgJJSR9kw/Pd/tiTez18XpjIIOJm0N+yqofmChkaiPPoCdon3YMGTY10GwZ5Elajkt5idr/hijkwphOTKQ1YhRvFsdNARGDxQdCw+7FPc/qcKmq07h5U4b
JSDcxIv34f8gX8ZitPk2WpQFMJWhb6NK1thr1Jm6TE+/He8p6GEGQsBKSWS9S0DRG6SmT8Dc3x3uF4Z5PD1AgKK2UoYN9SjATjveFY6FuZwqyeXNkyeylSkyYk/IYSvILT
haDV2VZNV5cagcoNgak1KVRyz4yYAvCyn/ANFN6McuoVR1khwNvtK9sefi4XYeDccN8VUuZU8cLwQw9c3IJA2mf2TgMHOH2qraRqmLhOgnzrUen5GG1CX8KdOZzfxE2/
QrBS4mVsrNiY+0P4d2Ax8clFluRuc3nVtygkZZ2TY6ZMm47t8T2epjwGwoX1LY5hjQB8vhiiMX1/qHwshB8AT8sMzLi/aigqMyqlPBRJ1C+kWF+6/uxFs9uPHSk0h9x5P
MUBnxifGMdsjWH6cpslU4xTqQPmKQlStVolPlfBSGxmaRa0tGzT8oLJ6k2F/dLYokeb5GZWyZQgJv7WopgxTpmVzBoVVUaLLV620yKh0GCKbeAth4q+EnEz0V5GkWuU
02TUNCKsuJLaUlQePzBsnYlII2Me1uf1hkYPIyuhk5vQJdKNd0t11lwRoar0LhPsz0G5w/YkYCuPFKlPO81ClTjBkKpVepAM9RG0X3EC5iboqLVBa5LmNZVth11kopFBP
KcVIUtU3ISdkRsTc40yXIImOa011lYu461BUWk3IA6qOyR4n3TgBRn281YpgGW3EPzrUSp9wXQ3J16UpmVG/v3JiBgbKJDgz/K8qyovVdSRU12XdZlwuq/80BbvF2Rttg
bO4Mu5xe/xBWPpG9Sda9LNkntHeApWmR4+Avhdh50WVfwrVfSGpcKVIHthJKfKmdoAdhjOVJzn6Kp0io59nkKu03AnU5+CRc/PHI5yc4uyejeElJVMsFEBnnToEA/bV
7CZnswcFe3wrt6M9lrrllLVlykUFR2HUOw4kJKiyd1Lk27o7sckBstUvZpm1UKZKFLCI5aEHsgEbg9numcOmyeRo1mRcNUNAgOrPMrIuo20+Cf445hhBnslQXByzDf2gZn
u6b92BybPytIdpqamab5Y2F9R3k4pMmDLk7ZJxDYSQdzY7xgUdJnllW5kTa1/Vn6r7QVOqNrd/d0wnJ6H5mkScomadXLT2u8mZweTP+ZQfKkq+jmSni0iJ62Goglkewyt
KSSuABuTbFGZzwtSrMwraWq1U6XnW50hZbSn2eoBN0z+10G2FSnyw6E/o9Xqy6Jj6qjU+nS0OyFMxbVa4+rAjqdzhuQ29AKjKTP6y+6aZa9bi4AckgFuRsABAnoLJAucF

yS1bDUuW0S2UF1x16oUplaUobSGkx7ILJsbYSTN8JyXqdB/UcvQ+8h5dU83zHHHG1hEOLQQCQ00mbhJt4WwVBK2EzHMjUI5DvrSKSFJdLcBwiQBpJFpmZ37sPwJMkKam
pGwulaxUmk3HYQkEjZbkBRXH72/dtBalsamHC/w8mo9XhrTfc60ppSkKCVkAKXPM0zqUZ033srheQ7KbjDhDLaqmp32RW861Cm+WlSSnRGqYsMAy7r3vOA4DNFZw9mNPk
Ve09StOJptAQ4hg+1RbmYmbe/C6DRpOLuKgMscoaFay/UJA5wVrCW1DUYEelPsJ64ZoVFNw1PLqRUD1hmiaSuAiFFbvsm5FyoKmTOApC2adqooGahQppqd8tKULWoquU1
UxrIiZA/jivAlSUwc5LVVwCf1h111hwpQ854gmVJTHQEb+7B4F1Fz1LdL11KW2aZ9qApSisyPRsAYUqN13Cf/vB0kBYm2OU2ZJqnw3y3kjbUpRjaZ228cIzRxpHjVPhMB
h2dwnWegUe7934+eORO/pB6uLAWVnVgFRZRGjTIVtMDDEo8d7GKStbqmeOiUqIkr9seBNE2abw6G2UqQCFWJ2nATM9sr69KeffuGCKoYTL3IoKebgNiv/AO3HQxM1MW
zpz+60kz2o+XjhKPS8FJidEtXrLczGoAR3z5+7ywJNmFskvtSh1MhBf0fP230JZopX1cKIN/wxJs9Lw0AoioPt7+0Ijvzn/IwEaM+i3Kz02ml98XR4tC9fCqogmbx8sSs
2eOUWYZ6yzQvKpajS6kX0iY0quDHkcm5LZIRLXM3ZQsan4WSFSqdUquDMdfvWFJnZscn45o61CG31gVbKzDRBhQCdQVJcvaFyN8csR3r2UfEdTlbde5V0hCmFghbSQRsk
UY7iYM+AxzxFOdCWxZhlJeZnc9oo3yYUJi3eegtjIjIVslr+d5KzTNMtvBLYHZb0n3ECPu6Yp6i2HGGy6tYqXgWlzpUEkEEXn7rHCUI2RfCxKu42G3jhjzq/opmax2I3v
ibN3iCtIf1hHcVCI75/PuwppzFnzPH8cWPIv+iGcKu2RMifLfbEbPT8NidAqKpreNYge/HSJTnlyXocQPtBw8cVPDe+hWuBLwKCI0jCbKpGXPEvFrQ5NNw7UVFO2AluoQ
4lKVgCJucLLH5VA1cW8aK7K+FXinuL7f8AHALR+pBrIjZi7XCjqqftmqbJA8528sdIM2VjI4p49WZ/ow5piZ9abwzsgkiR4k46UIHDS1IPT1pkD/fC1o+HGM+48QCKfh
dR3n9bb1fP8MFC5MjJVHFxHLLBegeHNCEbr9bbGG6M/JVj01cYkCU1XDf1VtP60mf4YHRWfgcZhxBUMqLPDLKuYk6y3VtrP1g0wpQmLftYPsDdv8A9MyxT8VVld6o7kCV
VN0I1VdfTImx8N8BUHs5S1HFuWV/MTkSUPNHQoF9v/KUN3W8sd2cshq6Nziqtoi5ScKsqZUC1QFUzPQkftbgYbsDyGfzDh7jimqEU39G5Q6Zp085s779dxhegq0zQ5dk/
H7VEhp/h1lxXeahqeoANj8smsgOx5hj0g0wUKfhxpokurTVtGk+EXA6OrKHzV6SVqk8PplDp623fAqxInYyjoJjuJ0q4eTH7PrbcHCdF5ehXlekhUI4fCZfj60hU+BI2w
yYLzHQv01E34eFuvrSD8YwzonMdeVuekhZhfDvZJg/rLZGEBNE/qeRS+kNkQjh8BKR+E+tIjJx64KYmTKwpb9IxxByCSbhXrLcfnzxznKQelpuK3EFVZlymHZsjWlVoF5
85x3ZXkt6XiJKcup0QkOaQF6ok9Nu7xwkstj8Zf0fpM2oK+m1IjcxYz49NsNJHPCn6GXmNALCtICLAHQBEkxt4T44dSzJ06ZnqnjirR9U314bWkwokhc2/jW3rN+Lx00
GZ4yq3EF0ZeFqFwkGeu5MWNjbb9Z08fJaUmFNptaqltLbskKBKMDofxwrxGO6KniWtpMxoww3CHWzLa4mT49yThHJtxYFoxacxblaXU6VoMKEfmMLoncpBfps0C2n6dag
Xky2pv3jSoTE9nY4ZQLx0AZ4ySvNGa5Ih5TpVBTBUWz9Zi6eODyVWHRoeJswyiauaYzKlu6/CU6RIdAkSD3iMNWMRYdCPB3FJFFI2t9taQXmkJk8smAoX3F/HfCzIKg1J
4zy9aqcM+2+SGQuISUWIM7Xt54f1nThCU/GuVP8qNet/WltOm5LftC+xGxHfbA9YKxHRxplqmi8lK1U4VpU41GoIiJ1QZG/XB9QjxMg/xgy2paW0kcsrCyUgmW0pKkm+4
CgYwPWWx4kTJC+PsrcZS6VHSpYbCo7OozEkmmG+2B6w1j0IvJPLkqWhdSSEalDSJCNfLk3sNYOD6yXqoTc41DvINN2W3igNex29YJTueoSfxx3rNOPDP+kmOPaFa2mnCo
PupSppAtJUCCQFCJHX4jBWMncL/AeY4so32QttWpCgCg6TthkXnr+6K6q46WfW12EjcesffITPQjxvmyaO1jVpDgamLE38/wACHQv4xSUZdQunQpuV9YBgj8d6bDPLA
hFceeV8LKiJp0ELVDUEAKSQBfrOKwjF5eVP4DziooSvLHQUKdSYHJStKVL7Q2IPniqsZ4k9mScpQTYUUVYRJVp1gmNck+UX3w3J6cZ5SFKvNKahHqyaB1ypOKL10QlMbKI
G/lf8AEfwjKvov+D87y95LjaWFUT0phtawrV2RcK7OruwKZjrGWj7DhJKZVJk9oCJ9/wa+7ETZjzSkUnE+Vq5HrVI0XagXdskjtIv1nchDaI3ctmdy+sQ1UJcqadamldl
bIdg98pgxvc4M0FVovf6N0JUJMaeldKyoq5aaajqsmVdtDbThvg/uLD1FtLLZChy6IhV1gJASbHV338McrJ1nANZbRssSmhLDiF606Xu0doOpJ6d07DCqzVKh5MJYW1T
SpaQkNUAJkkQrs3A9+O2VWQJT0bxqUocpqhIOo81NSTAX/eHfrv44HQ15TqspQxU1xfGt1IiAajcDSQFAM4kCbTg9irIxd6ndeace5K0IUIUXAq0jSY5gN4AgXnA7NEWh
JWd8IhAcCzPftu6Q8gZkwgAASLcy8EnyvwTodsI5n/CgKwMzp+yYR/xRiVokrt9ZY67363wfaL1RgHrKauqNGVvHrS2tJPiR23C2ASEkhBVpAlGDgd15aX9LFGTqDjAKH
YSBDiX4LcGQ08gbjuwysjWef8ABmnXWUvL2KdRcC1KKVvBaoN5B8SeuAyVf3Yg4nN3AeXSFV+riRb4/PbE3JvjylrRdZVQkUv1ntzcbxYdcLyJ+WJ0MzIBHj95w2Mx2U/
FPGrPD4LLralPvIKkiAQIne89OmKSiPBlm+Jq/iNmsFLyadGXs89SUGnsiSYjry+ffbfFEV9Qn1BzrPah2Fo6rlvCwz4W628ShZLgMNgTB2B1bc2D0K5MznCOIMozT6Pryp
Drg1wVSJJj2pIIA64nsroezOpzPIMwC3tTmlLjKwSpK21faHdeOd+EO4Nfwn6T3H2UU+YoK1LVpStN7Gakb333xw1QbmjreV05eY1OpXKewJPFdm+GG6RCcb2ZPiPIVv
VzVU3RupbbXMW0pWqBqsbjribSNPLLnHXGbUraquesXOUP7oSLDxk907DzInI09mFS2tSE0ji+qSiIpfG6QkwFRUKQoYWFtGJuVQB5b47SC8YxRZftUZilBoBxQ0269wm
cK7F2MjzmAhAN4vv0GFO52Q0o2CbxEbkHuwEw8HHAUVFO6w42OU6hSHRjF1pIvVjzmzomMPP0f/AEbhckY96FSR+sObXtv0kYR4yyysGP0e/RoQf1d86Yn9YV4T5fm2O4
H7ZecGejPhrhJ+oqMoZcd1SgNuKcdK7BwORoxnHSHxey/5SdUJOk15n5/xxQzqWBWgKUe0IHZJBkWHngzRXhk6VpHMQ6WSehP5G0PgZYU3L5ZhNpPf8AxwghTsqXyUR0
mI8zhSAKUzPcTUWwZnTF3M49YgpZUNUx/lmCMUT0CWYR6hzTLahX0aXENvjQ4WoJUK7pWkqpI8CPLA7K9CVbkFVRU61KcU0hYSSXNMrSn2AgEWA2Gkee2HQEI170c5ioV
DtUqclPqt9cIEDZsDTKQYna/U4FidF8z19dmmVNUFa46XmFfV62240RcatI0g9Y3wio7ZecNca7rZrRdbJXI7LY8L26YXQ2h+oTXJbFI0XGXXSAQjex1XH7JJCchxNF/
QZZTClBdqXZckp3Sk3mCCJ+1MX93THcM0vTLShpMudUKQFOXs89SUGnsiSYjry+ffbfFEV9Qn1BzrPah2Fo6rlvCwz4W628ShZLgMNgTB2B1bc2D0K5MznCOIMozT6Pryp
vpba1pUVFKSUEbePdhudJaDKLovaBY+i++OuFZXEcaUawB2BIF++RbCfnHwOtt0ne3aA9xNvjhkjHX9AVJe0SFXTc8PLAZp8ftFm1OhY8gix+Mx88Ka61DpQCqEWN7d
PKcOee60LZgt4MoV0MqJ8PH78K6NPjJUJMuHniIUpJ7Q8J2/DCpmyktFsVtA6Qib7m/XaPliiPjR+jdEt3k2FpOF2Eon6pqlYxT7ibIBI8TJgfhDI7J/0ZCnbdzPMBzlg
Fw+OY7pgDyGGH5/Ua4srct4XyM1LbaFVa/q2OZpXKj1m9ALnD6F1HzIqrc2e9Yqam6zIj1Tfr4DwGBS0TJa4Xe+jFpb0KU00FQdkwd99pOEph0WvAmaB/NKbJ8yJAcXy
23dyT0SZ/a6HvwEstH1xunYybFO0hKGUjYe02KGbI9C2YNocolN88Ubj0aFQBKtwT8gcK5DjSr3KasbSgDODp7QJCVau2DB850/QeOJ8s0110EH01TKVzMOc10soaw5p3
QuAO0JgER3HHcns1synGGQekLMM8qq7KOME0GWPEKp6FKXiGxpAIEJ2mTjnfFLRUPcHel10Nu8cBLkTBS7tf92/XHLHRzyGu4NXmuWZQ7T8S52nNa8uqcZf0rEN6UjRB
SnYgmcOoIUaSmqUVDcspC2jJdEm4tM45oTrQYU53PtGIm4E7bYUo8x3l0UiVRNze238ZwSe9niy0tGkgRBMeOfplZrQNFip1UxricJvjpQ2XMT1pUgkphQAvsSR4eOGI/
ADwQpJahSDsjrJ64DRWmiTFChkA8rWekjbp0673wORsnk7Cl9wJLLe8GRPT8jDaM6rZxmpcWkm2+F4G0ZzPyDkqkt9pSTqWkdwJnHJmleP92YldI6t8VLC+UYuP27/AG
oPdItfdI5Vyin46XUVVbl6HCvGByEXgARsMMJA1T/UaeahSUG2qLfhP78DRY1WQVlMGNuqJLY2ET7QVnhsMKglU3lTqM9p302aRUIiDco1zPfmJDTJKj7W1rKcftmTPf7
hh2Y6WzgwjKjCstAokpHmiAqPHYwvQZjQu4axQ1LqmQJcKaAtInva2vGkDFG+iJU/yZTUoOgFK1CCAqd9u4juwvQ04QrTTuiPWWlntJTOmdUSBt0wvTGpC1brLSG2KthL
7eoOK0mZMyPjhk2TFHPXW96xpQVZel1ERcxen4tg9FFJZMVLaaCw+32QkOKSOAbdhPcJMYVkskBSukJGp1AULAKWJkYUnwCafpa/wApt1BUQCAIm/TzvhdRixjLbLaxq

SuwAUZF7/FEHA0HL8JFpQVCVTEpEXuOse84Yi/omutZBAjUR2Sfht08Y7ZePEZJsMvOHLqhpj0V3YKfYRyM811sgpMmAkTB9/yx2yX9En8x0ANjb2ZED3CdzhjeTi8TZ2nqEaVAKiFGdh8sHoPoKpxp2NRGlJmCbdfPE4Zq2tFcxkuVuEcXOlSyQlIJAJgm3TocaUkYskvZmeMKHLAPOB9hMJ0iehTBgm/TBZOIz9Q6kOfqpKUL7JVeSFWi+Juiui8yTlL1ssPU6VkfXKNRQqBa4TbpgyMkMmlpOuIKyVlvtle5tse+emCxmIpp7CgWgfskScbbiYxzZi/0SzdNw+GapzKqVuuqQNFVFSuwUrd6JIKk9/eMTZbrZ8+azz9IMRHCFAqJBugdmZj/AJnbC92GYRacLzL16W62ofYzrIKTLWOVLTIQtClYoz/fOdL4HVFk0azJsvz0OqTmdLTN041Ka5YGRUNOKi8m04M0JkY49lGW8sqaYRrMlxOkXgd+K7MvBE xQUaZHKTpMFJAGn7/LHGqbCooaZaVNertgmElATPZFx8wMdsTIyScqYU4VrZTJ7RjGwKxwSui5yqnQrWGUNKSuAqLj4YRmzHY9TUTqU1JH2ilMKg7bXwEsZlsIOahU/ZF+1f3zOCZ4grlpcH94mxkjpja5md8K0epjpB8vpFcmF9hUz3+VpxyM3k6YlYX0beyemJgx0kb45sy4/6U1Y1VNr1c3DbY995nfe2evipaHMupnCx2kxewUb7DDCvKiFL2kw dpNjebk4qtHn1bRmq/IV11SFtvFvTIUKUCu5BuD2LdR/94PI/t+GT434WzOnqE1aQDQtQ2txRvBPZN7nuOG4BFgaahbaZRoAcc087DyjCOdFtlxQNVFMDakoQ25fsyP10xyseA2XpFTxHT0wGtCzrcI6JQQT8bYfolmZ9JukHTFienWMMF89sFWt/wDD+alhVSpISpDKVFKidQBg94BOFOwLJooGqqlp332Vtu6BrZ1qKh4E9SAMJLH7YVew0alJTKgkDU2Qogmw69dgcM2MqZyooWFspSrUrSkhrtGZ/wA0YjthQkZK5jV5u01bJqiAhQkLWQJuATE3uDGxtgqIqaB0uaZilq05M9C7qAcJUeiVARvYTNwMGrCTOZVwQhxGvR0NrJDZw9rCrosmJ0n82E4CYGRRW1v0eXF5W6mqSQG0+papQUkhQV1GsBjJbrhlQNB28wrGeelugfWkvJSI1kqa3U8CsWIH2RvtjmwplqiiZCVHtKC4Kgsq2kHvtf347YnQRdHRH2kGCgJIC1RHS2A6KSdp8vytBCwChm0yggq3t4378Bh7Y2mmJEhYoxNrTefnGF0SqmVUmoBgGQLWmiR54aWMDZw4FQudJBGinXf/PHUNVMap2zy5KZm4PhhRomVzDgDabXvfrEnDSHJX0zNdxHleUBblc8hhsExqNzfoBc+7BRTnaPnXFHhb3EufU9KpSmqZmtmQVqAkqUO/o04YdMaZGKSqrqUwO22NgZbJ3YZofY+v0lPpCfVkwCzriXAEcNTnrmVZtSvsklbJdg95Gkx337rY47/o2+SemTJapSE1RbK9lLg70be3hcfDDIzlh+Gqyc9pHMhbzVt0pp0p5iKhmCVJNhY4SmJgw/Ram4go/V0PKqntDi3GgpUBWpBuoiJtt03kcL0jQ8Zyp4syphPLCqKhaH0JdaJSmyTqjYpgmD5+4wypEmGyyup8lp3XaasfKG3QkhcJIE2HdChjujuTy2ahTq9NU7pVPY1CI7tsN0VeP4FR162bOvuEj2DEx3kxbAdGdvQL60T7fPfqSCLkFMEGBtaJxyorH0iujfhDXrL402V2gZ3uLWxyrRXXwIzlb6HAFw3ghPaKjEET5X8sHrZlp6LB1txLetKfGbcSLj/AC4mVxY9sztfXIyx1Bqal8pXqAAvuocIA/em02wejVWHSF08V5Clt5o1lRqTqLZDZ1mIMAXG9rx3YZUZKJVOF5dR1CmXKypFQyqFD7MwDft51Rhastix7JUWdtV9zyKaueLp1QbKYECAYUU+XfzRrd4dIuWKd6ncu8taBICDgnXItin9MFv6WNJUfVQehthdHFc22ktJk3k2P8Amx2Nhyf0/N/EdZUVmbVfrDpcW15xKVqUTYLIIEGA6NcfwTyjMBQZk0+4JQ1Xbt+6RBJ44KYrPolEqizGjFRSLDr6p9qe4jocP2LoXzyty/JUID7s1jv922JIA/avHTy3wOgqdmVezMczmuOF9586ikgBmdIHTC7H/g1S1IA5krI6eyI6ePXecL0d/h9q4XepG+AMucJFOylkFalArEFRABTbxhtGVXpjrVvlz1KiocrGOU4pxtpZQQFLBk77WHvOO/ureQG9nFIHWOZWM63wFIPiJBQOoidHgbfxwy5JBKZTWYMLVQVfqf1lK1lrSkqgHaL2ULrcHEQRNjWiyqhwDIBCLb3MeNhjt1HkJoZyVlSghsKPBtdjx/DHMnvYr5muU3pS+1KhZrKbHbp0xyHV6BCjzEJbUqRsoKhHtDp5jv6N7/Q9LTVZopQJw9R1A0WkC3uxzeis/Y7W0WbepFLbiV1ZUKhelKRptnjqE74jRoh81U7T8ZEQpijUpIIC9ZCSJtHXp1jAlD5M5FtvjCSooos4FKsQUjTuDv8jhzJ/SDjPFd1MtJRS88rBbgHSE6DJM3J1x7sLyWjJyAX13F7bhW16qtA08uYRJ0iT2BYawT8rYGil+RtFzRKzfsS5ryQ/KSC1MEarJM9ZnbFJ+GJ/WWFG+gNmBin8BgaHEm1obRqWQASQJsd8MmM8R+Z86JTndUd4qHbbj+80JmiJ0XDMX5eKMHVq+skJ0jzIH44m6NWkWOWqp8mf5tP9UkghYMLBHqK9+CrBWMVeoma17119GpxfaW4SfdDYH4Y52coSK3Pcmabp011Kj2f7x04g9fdgghL1C1JmzaC0VJVzG5jTpOmdxfphyW/h914LqaUej3LSWmzSKZ1ON1McsJ1HeFGMURiufpaP1DHI1PU1CG2UqJclEJSTfpYExPjjjuZC0RQ4y4EuCno0KCP1dY0m0EAAj p2rRsD447UhmAVG/Wa+TSpowuSxkNmboISqw2iwk4f9QcjqfpgkFbTWkelCjIE+W+O/UDC6s0MqSlgqNhrJANT7YVnKtw+li8gPtsJaVGsoVWKjvGOR1SMuHmbWAtPfzhRUdp3Q0vtEAG4V3HvjuwGPEs1LMWjvsqBhCjYgpcKrJ7UAJjGwHcO/zw8kn9F1PBB1k9o7TgsacbPFJwfq479J3+PXHINfAxCQJVFvsicfInuwNE7+iz7jZMORskquJ/O206KzJQUhsiev4DDdB4ZXPqUXFCbBR+/bfEEZfMFMx6NeCKpbr+4WtrdV2lKJXJJJPTd+GgJ5PwcY4C4SZQG20Xctjtjz6Na5xC21zCWLw1y5fW25myv8g6r2zXpU1NR edtpUpPJWkh4MEemBP2jPsp7ifa6YBYBocN0rQksOJ1OrbGrskFA2V3KPRO58MApNHGs/QoIhhyFIcWE6bgInsx1ct7G4x2hbeyZz5oNagy4fgef201aYhP7RH2yPzWNDIG9mzB1lbC1FpCFahsdfUHqgdV4XRSxNedNtqUnlKCUupZ20pk31HuR3KO5wyRNvZA52CsNpZwJw6pgVCNJH7U+zPQbnvw2hf4HDLb57YuL6rgnwPfgOS059D9Dp5REAQdvcMT0L7iuzHNMryfK6jNcyc5dFT61PL01UJ1xsBJuRYaWK22ZZz04eioiDmK1AiSn1Z4/wDt9mJwOgLDQL+u30YhtGuiQNqd7V5Eaen3Y5ZC7wi636avRS3tXkq1CYpnY29r2bx39PHB7IvFRiem30Vi4zAggUQqKZ4Gf2jCdj37+W09o4F51n04ejFNvpHQ39kbh/v6j14HZZ4tBP68/RZy5+kSpRBJT6u/P170+07J+ugSvTn6KoJFas9kSn1dyT+77NyPhg9iLFRz+vP0XKKwuIA0wo0zxlePs3j8zjuylYSTXp09FoKtOYKSZgk07wnxsmSPP4Y7sRYDv8AXd6Kd/pC17GmekWn/wAv3YHaG9JAenX0WFIbq1AaSQPV3LQfZi07nwtju0NWM836dvRchOsVi5CAYFO4Cemnb5e0O6F9dFkxPpF4Q4g568pqFPN03LSs1tae2901KZFyYiJdHcMthnGXqV9Z1czkiABVLM5S08i8xYY4bgk3m+WHQG3NZcK0oIB0kn+0oGPZRsTtgk2jgzrKtCHOZLaOKdBII+rH/AIh/dtYnfHbOnHtkP6Q5cAouHQEOdqIqeyk2SVWSvTnHucDZoeH4F0b5e0VhSiFN6EuICTIw57KI/bmi2ORAg9m2XIJ7epQc5AAST9ZuUjxauE7HNy8WxFviKkeCFIWCtpSYBGMqAo32JUP4DHki9+PotEtBB8do6YOzO/g7Rp+rMbT+AwoBR7LKavoHKasYRUUjupLjLgCkKGSmFA+WokGQqH/AEbcEpY5beR5fqsB9Q3qgeJHj54LktgyCaPRvwk46ofQ1Fq+1+roAEXHSBf5Y1ya7pJD39W/AyVaxkdbkiFT6u3Ei20QPKiXSYPOvK2wb3ox4I0AIySg1hRUJYRMnfp8jBHOCvj2wCPRxwkpz/BaGUKiTTtgX3+zGakaboe/q24GCRGR0GgW/wCXB8u7xw/BgvKyL3o04JCC1OR5fJgH6hsGANtrYHrHx5WCb9HHBpKh9CUIO6ppm

/5cDkvVh1+jrgcmRkdBpBkRTN/y4OjLWRkT6OuCAjQMky+fGmbB+7HcjxZBPo44Jm+R0HZ7N6dsCP8A44HBZ0Tc9HfAypIyKgg2MUzYt/8AG2Doz9sboeF8jy5h2noKgm
pm3yFPntNpQlCcbQAEHHAhNIHGWMqUoltNykrJAuUbEmNx0wCvs0g5y+nKtflTJXzAQkTr2lbwV44Yz/8AR5zK2whIQ23qQVKSNIbbPteWtM378LsvhWhZnKUAWlpICAU
iUgAJO6dtj3YBorKMuZdTdG0FJSERpHsDZJtt4YZGB1sXr8uadTAQgrMFcgsY9nzjjpgM0ePfIhT5GxzNSWEgoXq1ERCu/bfCmrJk+Fu41JFFwdsOjzq/ZhaT1JagkTJwd
hM5xzxmbXBFe63Siaq6V2VoafSQUKVvCkFNvA41nLbXoxzn6QGfJP+GURIm/1n82KPITWM7/AGhuIQhKfouhtPR7/Uwqo54tnP7RXEkf4XQfB3/Uw3YkeOiH9obiT/8AG
0PwD/1Mc7KrAiX9o7iewGWUG3c7/qYXoS8J7+0hxTv9G0FvB3/UwPYxfxUQP6RnFEf4bQW/dd/1MH2B/GR7+0hxNAT9F0EeT3+phuzvQRH6SXEoV/hdD8Hf58DsF8dHh+
kjjxHv9FUP/AHP5sL2J+MiZ/SN4gNjLVFb/ANX+ba7D6Do/SP4hSf8ACqI2/wCr/Ph+zvx0Q/tHcQAH/hVfIm/1v82O7A8CPL/SS4iNvoqh/wC5/Njuweg8n9JjiRIn6Jo
dv+r/ADYHYceBHU/pN8Rz/g9B/wB3+bc9FFhC/wBpjiFWmcoobf8Aq/zYbsS8IVH6RGfOg/8ACqMW6c3+bHOzoxk0+nHOXDfLaTb/AKn82B2NwMt+mvNyAn6OpNuvMP8A
/WAqD6tjth6VM2rHeSaO1Rr+01K5/wD2wexZ8dH1bhzhdqypupfeUXHu2dA0pEjYcCj0W4P/9k=</Data>

</Image>
<Title>U.S. Passport</Title>
<IssuedBy>Passport Agency</IssuedBy>
<Number>3234567890USA123456M</Number>
<Expiry>2100-01-01</Expiry>

</IdentityDoc1>

<IdentityDoc2>

<Image>

<Encoding>jpg</Encoding>

<Data>/9j/4AAQSkZJRgABAQEASABIAAD/2wBDAAoHBwIBwoICAoPCgkKdXINCgoNEHQEBEQEBEQWERISEhIRFhQXGRoZfXqfHyEhHx8qKioqKi0tLS0tLS0t
LS3/2wBDAQsLcW8PDxcRERcYFBMUGB4cHBwChMeHh8eHiMnIiAgICAIjYUmIymJjiUpKScnKsktLSwtLS0tLS0tLS0tLS3/wAARCAEFAMgDAREAAhEBAxEB/8QAGwAAA
gMBAQEAAAAAAAAAAAAAAAAECAwQFBgf/xABCEAAABwIEBAMFBQUGBgMAAAABAAIDBBEFEiExEyJBUTJhcRqJQoGRBhVsobEkM1TB0WJyKqPS8BYQQ2OC8VPT4f/EABkBAQ
EBAQEBAAAAAAAAAAAAAAAAAABAgMEBf/EACwRAQACAQMDAwMEAwEBAAAAAAAAAABhEDEiEEMVETQaEiUmEycYGRQRhW0eH/2gAMAWEAAhEDEQA/APrZ3K8LsaoorPaeAfz3vQ
2B/JxaPzVhJYQMa5iSSSR8MVgAD04m9yrwi5xrH0/Ckikz2GaRpiFz3Az6KCidk/sHsrKeX4GtfeK4s4HNo9VSFPWCnrL1HKA0m8Vzbr41DEp0rKmbznOZPLm2zuj01v/
APiOnPtM/wDDP+sf+tMLyftNR/Cv/wAUf/2K4EXS1UgLGWuiLhYSksIae9g+6gT4sQLml1Q1oAs67L313+iZhMSpmwyEwokmjnRcQgua0dG2FiQR2VE34fVOId7UQ5pd
Y26O6IhmhrNS2sOe2XOWgkC99PomVXRw1TSXPnzmxAFrNF+tr9FBQ2nxVoa01TDYgudk1IG/wBVeDlEXTcHM4j43NAHEsCCTrcj8kOWefD5pJZJWtZDILEW00FgDaxtqm
UwTKGtYMrKuzLaNtt10urmFxIZR41x881ZmiFrRhttu5UzBiW/m7BZU0U7KAVQHcoBUVz+0cm+z5OL0418vzy6pEx7oy2xgtfcwNdy5AA618wJvf24WswmJStieYkmKx
tpY6d9VOF5Vj753PA2sG81r3377JwciQYxyGN0FiPeNs7KTm0tuRypwpcF2K3a0MhGnO/Wl77DW+ynBylGMQzDLwmxtnay93Xvbf2ivBy2aLkJRaiUEST8OiKV391Q
ZnKB5nKh5iiBRQyVVDUQIBAEUD06qhRDVES4IFcKKLhBAyNHVULis7oM08szKkSQh0jcmUx7Mvm8XfMqyqdiFW8ujZTlrg7xeVx301CYTK2nrppHsZLAYi69+wsL2UVQ
2vqIY5XyU73Wkdct2sSAPP/JMGVvt1ZxGfs5yPIBB3bcgEki+gvdDifil2SuYKaSSzGh06WPM7yLgQEwuQ2qqnSND0TGxz2XJ1sCNW6fqiZbbhRoXCKdx3RBdUPO0b1A
ZhbRRc4jUEgEDUAQo05VAogVAQEsqaIzR11PJI+PwyRycEs097Zr+habq4TK4yRhubMLbX/JfyiZ4M2QyDNe1vPZDIYGM5oPM/3lvXRBF74hKHF3Mzky+b7W/VA+AzJ
kOrC2b87qCy4RUWxMa97x4pLZv1oEEWVEL3FrHXIcWfNouUTKT5omGz3hp8/9+SGTzXh+QuAcRcNj1t3QynZAKgQIEZi0HmGpHrsoEx7Hi7HBW2u06CSAQIopnxFVAoKK
2jirac08xcGkg3YcrgWm4sVqJwMmf2dpo5nTCpqrVny0zOy73Dbdh0V3M4bp60OZrA5zgy/C5ps7S39FMqTKJRh5xNKf7JeS36JkVHCqPjOmyniPN3uzHU7JkwbcLo2uB
azLbYakDQ5v1UyYE2FUcZn0c3V1ydt8W6uTCFThkdrO0uLmsa0WLHW1aR1FuwYmfjMNP2PZIC70y1nFxoWtrdXK4aCB3RVNTRioDLvewsdma5hsb7IFDRCKXi8aR7rZR
ndew7fM6omFZwik4jPocF2ps7vuhgvuqA52HN1NiHza+t9VMmDbg9GCHcxI0Fz0322Qbte6KxzYa2ad03HkYXGnClpGX120IViUKLD5maurZXO30wF/RMphU5mHkz4hbJ
P44sTY8pLdh81lnSvFd20EbKeljpmFkRibe9ibrklhcsqECIUUzVpD23+SuEza+rdr0xnZTyVLgWjgxavNzqR6DVlghd9omMkYx1DWG7byPbES1jtoTz33GiltTLY7E
A0McYJcjhcLq3fQjvos7TKVPXxVdsrY5Wdferlv6phWeSqrIa6RgikmhflLDawbym9j15gPqQEMRqmMzXKSR73C7so63269FMGvN3i68bTSzc+W7sujc3e3a6Ym1NiMk
VU6EU8kjqBYtHrmdvtsNt0wZEdZPLOlnCdGzUuc5vlo0Hvc7qYgV3qis1VicFKQ1we57gSxjG5ibeisQmSGKU5+CXP/wBmncX/AJLW0yk6rZPSSui4gIFvC4P7aDdZwZ
VMrakxx5aatTR2bc2u3W/1TCZw01VvYsFs8BjadR5abKK2XCKw1Wk0sjs2ysfzjQ70Bdpvvr5LVazPZHFRftrDUNG0pe2M/H1PMP5BfS0ek2/VbmXObft0tUyWKcwPezc
NZo6+mW/YLOv1MRmteViHcpauaaaZskeRjDZp0P1sd7L50w3DZustGiAQKR3K1nCJZi6xPRatbKRBLKjbrqmAwUwEXIEgaBC6BcNgkMoH04BpPkNv1QQ4rTIYwbuYAXN7
X2+tkEXSS3zaDQ+RG4WhEPbewIzfmgtatdQT6oJKAuoFbFfCpHRU3a7Ven6NHR3mvo9FNMY/yc7QyXW+mjqW8doy/CTs09160pi80+1K4ba/GL3ipTYb01/Orz6HSe9/6/
wDWpt4SwsnqmvMx5YXDUH4uxH9VOSvTG3vaPhK5dttfPbCBKA06qiwVQCuQuVQZqim4r2vbM+PKNwtOjullcphSiyiQldLuSdG9TfstZTetkUzjYGL5eR8Tt1nLSWXzTI
MpGxQGqyOdJh2esknzObo21ups4E/IHRaymDNF+ztpxKcgOYn4nc2fU+qqox4aGOLuM/MRZzjubW/omUwshimDU88RzjkGYO21JOGU1Wtt1JU9e6gL32OyofN3UEZiWSx
mKTvrtCtVtNzZHeB5iso5KWYxu23Y7uF9nS1Y1K5hxmMNODw00sE2rXrGw7HuuXVWvWv09vdau3VVkNLHmkP91g3K+dp6VtSeG5nDmUuL1MtaItvG/14benmbqdLSun
+Y92Is7i+a6EgRIZanc6IJKguEQst1VGQdkCisoBFCAzKCN0AikWdVUQINvLugGtF83XugmorHis1TBTZob5PflaPjJenpUtffv4Zs5GG4g6mm5zeKTx+v417uo0N9e08

dv/ABziXpAQbOBUdsvkuqSgz1tGyrhLD4hqx3Yrto6s6ds/2zMPIldLUtqG1s8lLLAT4LanoTe+y+zExavmJcsHFhWLYjUF/wb4Sk/E8tZyD/CudtTT0a9v4MTL1mH4dF
QwtjaTI+3PK7xOXytbWtqtZ28OkRhqXFoIMFSKqoAa+mIDX5iBKzW3Q3C3ise/wiPcQsJGYU75GyWuHTM6drWV+n7vg5RdS17Y2Poi4RABhM7b2Hmr9Pn4TCT4JXue/wB
ke1z/ABFtQG6990qn0/d8GEEbPp+yyXb19oF+gl7+FPp+74MA085t+yyCwDRaP0A0F7beqcf8BcK1BYfZzPdkF16gG1t7px93wi1ie1mQUUsuxa3tXT6px93wJmCbM/ZH
nOQXe/b0GVMV+74F4krWgAUZsP8AusUxX7vhcjjV/Si/zWJtr93xK5Iy1x3o/lxWJiv3fBkxLXdkP/NyMK/d8GUzameJhklpcjR1MrFqtItOIinM/tKZc932jIdZtG5w78
RoXqjOz+6i/tN7XT4hJWRnJS5m7PaZGde4XC+l6c82/2u7LhYhS1lLJ/wAseE/we8afkvpaGrXUjvzHdzlswjFaptgWsnud+6JkaPkuHvDPE/XE/vwtb01x6wC5pNB/3W
L5+2v3fDeXLn+0U7ZQ2KkzMB53cRuv91e2nRRNfctiFzibrqmnkr+FP7KR5iRnM1c9PV9LNC//ACVnlsidUwsEcdDlaNGJWlhaYtOZtmf2VPj1v8H/ZJrFNFu+FHRf4
P/NyMK/d8A49b/Cf5rE21+74Gh3jPqVzt3lY7CyihzmtBc4hrRuToPqVUPQC50HdaAatsCCLHUYQyzYhXmqfriuF8zmxtH9p5DRfyuUieKormRVFPtGznTnfoG2Jvf5K4
GjiMyOeCHbt72l2UVRFiNNKxsjTyyZeHtd2e3wjUwzC90TKdVW09LSSVkhJhiGZ7mDPpsTZu9kAK6k4nd4oDrZrHTQaHXbS6GVnGh24jfQPT9SgzVWU1LHmzB5Pha03X
XSObak8dvJlWlvHvq8SqLWzHo0bNC+lWunoV/71jmv9Rgk8MJ1zb+XVzR/JYpldbWxjGV2qMnmdBWRkbOoVw8jouVuu2nF45ZieXpamnZUuikGh69j3XyNO80tuh015ao
p5KaYxP0Ldj3QHfa07xeuYcpXT4hVlMbIsdNrDdx81imhSkzb/oXmujh+CgWlghc9Iv8AUvLr9X/jT+2oq7C8DZ2RBZAIEikfEfUpPeSagq6S6csp301Q3PDJbOw9bEO
sforEowQ/ZvDYDKYkHTBweXS0fo6w2cSNLadlrfKYxfclEBZudoHhDXuAatawHZTdjHoko4JYWwSaujbawJPTa6mZVXUYbSVLojM0v40sVyeU9/VMYIwYVRO8EtPE1wi
mLnSNLNG5f4tyTqmZVT9x4bHqG08Rd43bu36+SZTC8UcYp20UvADRHW/L1FirkSkmbYXI0sdGS2+2d3XTVMzCYQGH4JJVoha3LK21lyxxF9c2Ukb69FuaXiu+Y41OGew
WCmp81C3KxniYNrd9vbul1/8LdvZLR7slFVYUkucE5T4x3C9etoxqVx7+zUMTh16/E4o6ciOtpRJKOQDoD1K8G0pvtzxeS3NnNwimFPVtf8A90M5i7zGWxt6rUitJw3nhi
sPTNv3K+O6suIOAq4tDaVvgd/Ir0dPrenP4nuzMZRocLjpRmJzTdx9vRXW6i2px2qRGG2x7rZncx7oHbzRlJAWQJFRPipqUt3lYMKCitnlp6V80MRnkbbLEN3agaWBWoS
XP+/pCx72YXWuDDqeG3m3t15tVrz+YTLZR10lQbsUKlORuZQLX62sfJSYMstP96wtAmc6Uuq3fCDamly7fqnbYcstbDvyshkmjJa1ouNjq5wb2F/VOFW09ZWyStbJSGK
MUCHPd8IA5dPMPmqzKvEYqqoEUJqIGnTuCQ05W/UqCT6go+7hM9p4j36s1Bdc+jRby0uqMeM4jiMdLaGle3Mcrn7btBgvqtF0Xp6WtbX58M2mXn46mtDmuEb4nMI59pa
J5nd7r6s1iYxPux16nC8SnrC51iDGNFi3c59Nv7J13C+Nr6Ppz+PZ1i2WHFaEU8nFjHuX9Pwnsvd0uvvjbP6o+WbQx0zYZJ2MlDkyTq6y76lrRWzrGZzh6uGOGCMRxNyt
HRfEtebTme7qsusqMwVbmQO4QF0BcIhohoEUVe+I+pSe8rBoKk2sgoqWwRqDaKFuZ9hc+gHUnYBVGOT7SYHGM0lbg3Qu1vsN+i1ssmYSg+0GDVEjYoqxjpx+GPW/hLyPU
AKbJhcr2Y1qyPa20drnP2A/35KYkycdZRTSe7ma57Gk2B+HS5/JMSZUMxqheCWll1tLHLoQ4hoI8r1NplCbG8Kom55pOfne8W11LmaOP5brpTrvecQmYzaf7R4LkYqKN8vC
BJcx580jtby9TzdtTo9Svb60SLQtxXfclESSR+ONL2YwNt/YIvr81jQzXuiS3ZwKilpLl1Ge01gfi75e6+re23Ge0830vFi8UE7XxSB1zLPRx8U7V8L641yLw0ogrKe/
iikC+L9WnfxMO3EvNVtk6kmMbvDux3cL7GjxqVz/bLMYd7C31BpQkgWt4Cdy3zXzOipim/6f5dKtocr51SuFQIBAXCBohogzOsRa9+q6RaIhMFZc1RpiPqUnvLUGEfD56
RkLnRR8WqeBm2vz7bqwzLC0yvkhfLhYdy3K+S7DkBoo28rrX8ohJUyizLwsNboSXat8Ozctutt048ibq+ojGY4Y/TxFpaT5WddTdTeERy+Wdjn8KjzMDc0YADSTYde+4s
iqnVFSYmCXC3OLrXaCw2i5v1Ce/ccXHWYhnNS2hPD0Adi05XE823Q/qvvdHqVxs9/9udnMfLUCQMzQ141AN2D0tfuvajXHiFFRT8A0QkZezw+2jPnqVpbRpmjXpmFzH
GhQYqpj2UN78urXaLh922zLaxWteu7Tnn/AKCO6/EaCSG0rMOMcBI DMjKcpvbnV4Vx6bX3RtmeYWYQw+orKau9zE+dkl804Fupc2/yBCvUwru7TBWXBdU1r3N42E
uOTmaeIx2vkvmbRhae7ouiqt7Jj7HZ8ZYGw5xmIcLuJ6DyWTKxk1XLBnmpHQShvugXtNyW9xOLFbGP24WD2k3eLnQ8qYL228TgUAtiYle7KHxc3DjFg74Qwzv8RPyCvA
zuqsTbU1RjpdPG3SfwaOUD1lO9zqnA01Ml1c3gtgp+N1qHEhlx2b6n6KCiOoxeCIvqkfiw1uHtYGjSFVHSpJXTU0Mr25HSMd3M7XF7LiuQJFI+I+pSe8rHYXQZ6+/sr
/AN5rYXhF5NSPDZWEcwVjYxPeascuQuMN+0REGxQFtXzFJAww9kMo1191QcNRRkQ01kQWQSRBddVn+hCGSyc8EzVYdKcWWSNoaHNvt0FxtZfjYzqyG4Y1W/T/tmInKlpMj
A7wX5jfXXyXpp0d5rniJ8JuaRW8aOCSOpqW2BzYc2Yul5tLaDReeaWcTGJMMHSTMFH7T04BrszXQjoL2Jtv5JE4nPurztbTT0b2OM8xcOU8LfXW4tcG6+voasalfzh
dzl0MNq4sQzQ1JlZ8oJd2W08NgT9dF5tettKd90094ary6sGBxrZ53vL2N1a3Y381yv1kzXERiWoq6cjWvaWOGZrtCF444nMNs9LRQUt+G05ju87+i6autbU7pEyaQuKl
HGxmYt+M5neu38kRNUK57JgK57IpMYGg5R4iXH1KIsQRkYySN0bXmY8WcPIoiTdtRw6IJIiKjQPipqVZ7yQEDQF0CQY8Va91DLkcRYXNuog4+i9HTTEakZzns8yxjphHj
NXHYL69pxGZc1kFRU0k12EscPE0/zCxa1dSOeV707RYxDPZknupfPwn0K+drdLanMcw3FstVXTx1UJjf/AOLux7rhpak6dt0LMPlyNmppy08skz3/AEIX2a2rqv8xLl2e
loak1N02Rzertj2Pmf8jWpFL4dolouuKhQCBohgqQLARarJIGjJoBBFRP3iPqVbd5I7HdQNUUVNXTU4vM8DsOv0XSmle/6YTJULTT1TM8XQ2LTuFdTStpzisJyufGx4I
cLg6Lneq8i+1N1LUkDR0tD6Hqr7kTF6ifi00LsYl93yUzZ5f3kjbxzff/wc18/p41a3msdonnw6ThwcnkF9Nzbape5oCGovKzbLl+RXl1umrbmPpluLO3JQ01Vw5ZWGpd
gf0cvn11b6eaxP/fhuYiV+VrdBouOZVMNB0REGxQFtXzFJAww9kMo1191QcNRRkQ01kQWQSRBddVn+hCGSyc8EzVYdKcWWSNoaHNvt0FxtZfjYzqyG4Y1W/T/tmInKlpMj
q60mVzuU7yP6+nDe3U16axHv4hiImXXo8KbSScRkribWcLcxXglupnUjGIBiroC/deZp57HacsqmyjaUa+rdP6L6nRXzTHhszSUVBNWYZWus1vicegXbW1o0o/MsxGXo4
KGcCLhDavid0+K48Xqvl1XbXtmZdyQgwylg1MsTb0019beilfql2rtmUw12d3/ACXBQL9T+SBW13RUSD3UWd3QHn3QGV34kQ8r/xfkqH1d3VTJFr/AMX5IDK/uos7um
RIXRDSgSgr8R9SrbvK+wUHjMQqJs8szYZnIX/ALu9t3W38gvv6dYisR+HGXTd9pGupT7HTPZ1IzAyOUZRkuMx+114I6K8z9U/y1vc2fHcUemPtGZ0ruV7aYW7XJ72Xrp
0unHtn92d0Ov2grnRy8E7BzSG5ZBrrY3F72tdNXpawj2iTdTl1rKqppHSYjRgY+Pw/Fcu8PYED5LwdLbZqY88NTCvAWzipL2t90QWvd07hejrZrsx/17JV6BfMDCRUBu
QK5uig3QLmORVfBvmki43cFmlGfSzzP162SsZrimxw08rmsUdSWhwal8cZfdpaHzrDzNlvz1JmPqMNsxpatoeS0nda7N9jNcjzvowmyf8AxBGNDRlefT14W99LB17Js/
ZGukxKGqcWxs1bYxvIws7d/VZwNaihAlAwgLhAkve+N3qVbd5I7GoJiOESmV0lmmwdq5nUHyo0en6umbb8Y92JqyR4TvwOrMg7uP+yu9uq0498/szt11KbBqSMX1967z
0H0C8d+svb9P0w3scWqbF7U9tPrHezOv0+a+jpzBZG/vhz16eKECLZA/XkDHD5WK+Na/1zaPOXVZGxkbQxgytGwCzMz5nup5goFnaGWYIoUFhtcftD4CCCwBxd0sQdvp
ZaMrY3slYHxm7TsVBLM1TkGcfrVAJECdKxrcznR1J89FBB1XE+PjNd7sEguOhnNjv5q4F6AuiE4gAkmgW5KimCgFAIInxH1K1bvJHY1AIMNDijaSthvhc7S7TsCvVo9N
OpGcwzNsORU4nU1Xu2ji12mRu58rr3afTUpzPM/lmbTLdhmE8MioqBZ41Yzt51efqepz9Ne3vK1q6wK8Dod1EKwVURBQFh2TixPrzc3Mpz4zL18ch5Yx/wCR3+S6bPMqzS
0tRvE9eI+XUZxu0sD+IEDSk7fymIZo6KGapu6KcZ7AOLwARvnA67qYwzhqps/S07mubJK7JytuzajL/pCm42ulw3agG1+t1G1NPSTQ5c1S6QDo4DXb576/NMotlp2yg

5d/ZgLP8AajCNrsb3drW2zYulqcqdiAZ62Y+Bmfu73qQC6p+WcmFFyWmFt2JACpZ0ioKuRR5YC1ufkmys3KvoJoDbKujIaaIgJ9bMfAzP3d71IA62Y+Bmfu73qQB1vL/A
zP3d71IDPxd3hlsNMzNERq6jd3afNDRxw/h0dPasX5YiJqUbeaWJRwpC6uJ2CxVNDrw+WMIelaNxoHokYhhOzDiZRwI7V26uUH12R0bePNzi3b7Yb83JOTC1NSrlFH
gG7r0+zGE+XrU4rG/UN1mZw9DKEGTegALvYjutKe8jeHk3ndpn51TODWTDGzEk6kprZ7EcpX7HOITg18OXst9eyEmhgtFS0w02NQmWdz8yIzjity9TWSfjzLWcn5ZMo4y
zLTIqHQSBLVakf3I2eda02ncrkYqyEgbCZ0+LvepBDvWzHwMz93e9SAOtmPgZn7u96kAdbMfAzP3d71ICxjEGn3A21t9JPNxlxCftKSBANQBAebxDoj0dE69j3B3qu3J
vXs9uEwB4oFRUJ508sBS0t940b00WMwUKQVhIAyyl60rAXIk31Izbu041ASnxSCCcqkks/dXLSA7s8QV7GrvI2AUoAQoK3etxVWAn/bAUlN76ka1UutCqtKim78s9ICQ
OJ3gXzAbGp/09orTL98BEHFLKCV7dKebgUajOpNNhn3QEkOYwDx7YgIUBzJVnaT4ga1+qkAlM4jMMPIM6srbPjarShbeotKdhRWRrCVqV7rRHyzX8Uvn3gpMypRQCEgKo
RQ9umz1pHPNpl6tMVaxpp4di6Zmin8TWjnai1V1D3BrSkbVtt52bF2T9elc60zVTzE644haqGxGSFHipkjuj09fbr6bn3fjPmCW8BoKYcxB4VzSUAkHvpYO6Kontje/bz
kcOCWg4ZuYK1UU2tLdbR5DsyDWNq108/P1Hd+Med2yc4qTs1n2ataf+OLuVJSFKVdvc2PIGstaj9VAcLazb7MmxQUPitT3nxUBFDTobtcnpparr9jblSluTdPL9MBLZq
tA32b7VbtlnT3vtUAvvkojatOYq6FggKuSApJlp7WNR5IDsvMMBwf2o88U1q2UDOmZqEtg5QF7GM4WlpCd82xpksglSqanHSIBuXn5WZNGF7TviCqDnmaUGGIAGM6aW6i
c2j31pk20Udl9jVB7VVFynlHmgOy81hd3sVsX0PtTedK59kd8AzvaPg3fRq/CAN7R8G76NX4QBvaPg3fRq/CAN7R8G76NX4QBvaPg3fRq/CAXexFhxt1lsLltqgEhCq1p
EbheaWiN64ULncFNyXkp2o4XLkcQJHOorWksrE6nbzpdZMyAwHKnBVK+HjtGtMqzxae3RrfpKvXLDWUOtbFDRROvfyiYnSL0i8altOTMjNygTh42e1URE2ldastgAKk
jIkRv5h5VotS33DHMG2JNYZnFbZYzQ443aq06ZERjanPTw5e+v37b0D4ogtiXsWUpHiilBiT7sh5ovS3py9Vi1+cf3am9o+Dd9Gr8I0cY3tHwvbo1fhAG9o+Dd9Gr8IA3
tHwvbo1fhAVzE0FMOPs27cUqCfFq1p9EAqZ7Brjtu02qKBy9HEFUGtRWSAOTomTtJRttUyMjfcghVglFQK81iOBC1Y7IzqzULKB9dKCAakn5FDYiAATV9iaCvL15dDcAQ
Hn5zG5JOOpk+s03JFruFpaLi1GilapBNSCDTuFYB5ucw5o3NSjz20qmUdGRz5NfVw0v8FM/dnvUgDraX+Cmfuz3qQB1tL/BTP3Z71IA62l/gpn7s96kAviGIO7uFsIdS
g9slpaVDzguil96dHTRSbfl59MF1+rSwlLlxBpwqljF6ZyWxJpBG8S2271Ka4/tUi8XlZzOmrbmOJUTUw0J9M1KMe6BUVnKKAyrQ0iJnnbSlJ/T7bf0N4hKyaTUvLEJO
aqMkUrZGXOLXr7Y9P1/wcFvMEmpnYDZyyVMXkm9LvbFwqSHLaZ0rFa200z4u+PuGwJdp+UCJ66cdzKZnd7TQmqcCh5RtMbefS80ts3LGVlWg2yy41I+bv+EIjSL5Jv05X
b2j4N30avwiVBvaPg3fRq/CAN7R8G76NX4QBvaPg3fRq/CARmJkKYdSl1t24pUE+LVrT6ICHsNVFL1SV81Fkk1+mkBF9aE+OlpWr+LVtKFU8xcE1EBNO4ooUyhSRPrkj/4
wFsSzdJKGWC1dmfFlAr5chAMQBAeLn5LoMokLq3H1Ixf7bYtqcVbNFq1LwbFU7QN5/vpAaCZ2TS1sus5y66t5aVdkLaZt6cz5YC5E/LrUlCJ6cWoAm0MEkjPPJqvMQDU
tPoZSQ4qcfPewHd/taEBY5jck2KuIfSD3y7w+ERm6WrSbeOXU41KKEomDlKXkf0PPsRkQLmLMONLDTT61ZpF0s/bXSh4IDz3MzKv8AdVpQqtFBDXi7qXNCsYWrp6
uDL3x9wY151p7ZNPbyV1pcJdXfocjRuusTXU8Sp17f5V8e4HwRcu1LUWpJ93u7w84sh2SR1VJjcc8fTQ6wbbk9khp9xxKLU3yz4STyB4NI1iOHBA27d0ccsPrcG8MvM
ovGTLlyzbQ1reyKZ0in6fLpnq57f/AE2GMRQ04UwzSmQgWVlXBQ1Ney0OVI0cczxs1tL/AUz92f9SAOtpf4KZ+7P+pAHW0v8FM/dn/UgDraX+Cmfuz/qQHD18sBUTzAA
107P+pAvy3SHCZtCnJZ/aoQvZrUlKqBdK2nLuzgJqxrDkqtU7aoUyI1yEB04zh4IBcoTmMjIA65w80o7krQ0/+98AwzNtP02dxB0VabcvLpAXQBAeJewroyemjr0xhT
m8tJ3xyeUpewvDYG12fY04a9405wG4r/ZR0JWrdVpNEAm0jOpAzy5QF8sro9KqLsrusz4sqRaFczblnyMBdlxhhQlSjpo7T2viGzGqWdiKJ51RDocUntAe5810Wkc8zt
7NKVrGodYn3ZocNtXBQKpVdu92kiTmkZMvb+f5XNTm+O3tJSCla1WOB+6+4/B8JH0xtFo15+Tban3Hyudk1uJDZbTZQ4iaKhXLIke9/fEzG2dLzWdw9xallWvJcDtM
ynb2/4axhMaetS0Xrv5bUmMmgVLQ9tvd02/nAGkbVtt52fF2T9SZMjhasi2+RlQeyKZCn8NYswTVLYaq2rTvDQpoHxpQDT6ICWykPePapJ4XtUVpy8sBFUthyk2qbepV
J0fB4K0zGfOahuOGVqEPjnQbxAcGH4V7yY88zATclNcpeh7hSEJptxRI5ZQHTuctJptspdAKVHiS8vMjvWDASw7BcLkGFNSsslTdtCtPaBoKJHFxiDICAyMLJHWXbNBa
OBONDpAdMlJqFDLtkDivQn1py8kACsKwAKs7daagWJ17FAL5/iy0rszYTXxUBAU0EB1T+IptVRKsyzIwzOuQlPd9V2VfpcAG8Ytwf94orI8qex4DgmcYq45qdmQ1K5n1X2P3wHuzOLW
Zqs3W4cswex74J1Lrjm7aDSbUtpXCocWqbk8tAIYs43Ny86eCZUDx5hkXd9bac4wtHL1cFu6kfxDX3czyg40EhzZfC1KJGYUoZ0Bi+u6HNOW2K8x5qwlUbeo6pAcS6u
215SQo3eROcZ06J3ByTxVoWpWsOjNKV7wq7MBJzpnrGkX+XN16WJ5rxK99rDHWQsTCEfaeBtk05S05HJScotMd0ObHe2G3K1Mth8s23e+lK1ArDu9uIuBotQnSsTFdKZc
03/p8LL8LtJDzPjSqliYmlVr21BKrcj9EWZJlyQCAC83boKzbfmZX3Z8oBlhnaJC2KOBNUBYmFq5WnMoOeXngIpwtSVJKURFtCE729TLvFM4DqcMUnRCsyTnOnU17oCbk
k64sLUg1BrQTDgHI6BNOUBewiZYaDSGkkJ5qdUo9+ZKICM0ub3V6rSowr9Ye7+5ANo7CfoEB2AIAgCAIAGMcCnukDGMvXtNt4GhmzZoU2hdoKCLVHM1B4NOcJ1atZtOoz
buMYzMFKNragmikoBr59mPngM2mXo48FaczKyVTjTKw6hxKORCgc6mlPaZelrKmbNitGvLUM3iBBsfBUKapt90afn/TGrz2ZibuJLSFqcRejhORyr3jZrnkh2dJbmalT
MzqCUS7i1JcAchS05V+bMz790yaV33T5g3JyMyklT4NCsW0mtc6mp8T30yJStPlyZup9U/kPSLqeNtwWBRuChbQZUz2RzMP00R1c9vMctBkTSGm0Bu0e7ATUDS1Du+fON
IjT1tabTuXdtihSati7uzI8+7QVSS5PlzFAK2m0/w3fKAL5/iy0rszYTXxUBAU0EB1T+IptVRKsyzIwzOuQlPd9V2VfpcAG8Ytwf94orI8qex4DgmcYq45qdmQ1K5n1X2P3wHuzOLW
8QIX3Z08+7wHTMYnBUvr3Z9w57v3wEHHCuW2UmtFJopPFzBuord/wDSA4ZjGU1SkXJGStDLYjdzAd3vGcNJBsaaKrkf8MvASVM4qOyCru1Hdz3c86wHDM4veQBVGDdMd
Tllu/OAakHZta6TJUD7kw8JyzqS0ilIDQgCAwukC1vV1kmgCedCCT3gljLJL00kp+Pd81cJwOWSztprYAZ91Kag1Pvk5ZRNNa2y6ib2v2+k3W8NaqiWbBqLsbGwKd3YrC
cnwU6SZ/dwXSL1V04w2pHMBtset3sR+pLWekrriZaj2CyM5LkCAcy4CoKLBdbvKbIvPMOSu8eTn1LE18N1UPhdo4jx0QipuyV7nmDGMeXp5K91Jh6I4HJm2oBs7HA31zy
4I6HjokWwQYSp9KAC2CoUQ3Xvy4ICyXyPaEOTA3enirQm8dwIspAM7B74yvn+pAGwe+Mr8zfqQBshvjk/M36kArNjXpabKTMONKblbYJtNagd1fdRASKZ9DDYcmPZD
hs4AmwKoSdmitMoCjYdIszVLOmQpzrrWzuzJFjh7cphq6g5ZA8x20/SAAYYndkneJg7X3WzCbfcuRWA66h1ttbhmHDYcqlG+WfviBLY9ISSuzLNhVVFU8VnceGLYDoY6Q
UNZlqopaadrwrwZQHdjJ/J9k8I8nFz9xpANTmTWTzTz1W0px2hFtedKogLENOJVVtyl3pCKfuSIC2AIDE6QS7iUKmmyRQcRrArSnPQ5RlePbu6XLGu2f7PntzM84KoIUO
Sk1P8GozdpXuVxlwA22d94V/olnF4pLnydTsvmUzPGLS6rSagp4TQ9ryjZDKItXS2HL+pE8a0fwqYxYsxyqKm21R3fs58saY/Dj6v9/91kulPNO7UpzVU8+E50A9j/RE
xWiuVntaIj0uM1jeoSD3J4v3nd/9IsxDr+KLStu01KhSuYyIz/4eAbZcd2YDr0wNBwsv3tQE9p+P8Aocf6UAbT9of8AQ/0oA2n7Q/6H+1AUuTEsy5tHZx1tSxaCtsAcN
Tzb8sBJTzDiEVB28UI40rDfDoRWuz8sBDrOSqr1iqoFTwpyHo4DvWMnQnrBVBztTzZH6uAtRMiWm5E08tPJSWqjzhuAFkLQpCph+ihQ+K7/APKqK0SpEcPwKue2UtTW7u
9r1gJDEpMgHrBdDpdW8uA7v8qa+z15ZngTp3+1wFiX0rSFImlnJOYUgqgj0UBayurgG2dX/wAQ27R57E/xgGoAgIPLaQ2pTvtfusq5eUCsAkmcwiUHDAYFmuTZTU/UmI4

```

heItbxuVT/SGRQKNXOK/uqA/eIrN4b06W0+eGYma398qKiffKtVRI80Z8211zNMNf95bbM7INNjQhZtTRI4Van6tTG8Q8y1pt059rTPyo1Uof4F/hBVzrGTpW8077Vc90
UB3f5YalX2F/hAG/ytaXGo1Fi/wgDf5WtLlV7rF1/hAc6wlaVuNp7i/wgOielzoVH6EL9WAXcVKvTKts0XGrAAFsRUK1NdUwHXHJYJZaabUGkr4kJaWE20VyCe8wBzhVK
bqmnndsD9PvIDtuGUpuwoBbTYK0Gg7Eba3MSrSAhtCkITo1LSwB9QTARmJptUu6EBy4oUE0bc1p/dgKwnDe0qWBWclEsKqT3nggO24Xxexhx0v8AEKzppXggOFGFWVSAc
0exzoNB2IC9M1LpSEpSpKRKAGlgAfZgJomW1qtTdXyoUP3kCATgCAXnwTJvUVbWHolw05poawHlnJRpltbJbbBURjtlnc6cz4rXiPkiJja+PjNLbgojCQCsPbLhPCNg5m
oE5VLWenKsZxj+XXfq/8ArH8tNLSWgVpSlagDYq3dy7izTU7LkNeca6cdrTadysllyG62TCCL1G5DUqoo8h4mYKrlYUbkpw4NJ4UOEPNAZG4ckVB+mA4cEn7CiyTUkJe
zAbt7NTYcxnAXS+CvIf8YGNlrchAC7hpkU0ygLpJb5LZfBiQsNpQBY3okadnyQC7mEzpwVtCWULto0pxACgeGlaIlygBjBhw+FPilggXC5tAvofpRz5wDjODS0u5tWPFu
e/Shsh/ANsAzsHvjK/Mj1YA2D3x1fmR6sAbB74yvzI9WANg98ZX5kerAGwe+Mr8yPVgDYPfGV+ZHqWbsHvjK/Mj1YA2D3x1fmR6sAbB74yvzI9WANg98ZX5kerASQ061V
VPqWPekJ/0SIC2AICieBMq4ATmKZZ1ry0VAYD0i8o7RK3lKuJs2jyBTkRRBALNcoB6WmJ8qtFkmWwNUjaKry/UCAA2v7S96H+nAG1/aXvQ/wBOAJVO0Lm8v3EBPTXIZ/B
+WAltf2170P8ATgDa/tL3of6cBFakrQpCpl+ihQ+K7/8ALgOhygppV3ov6cB3a/tL3of6cAbX9pe9D/TgIOTbLVC70ONhRokqbAqdaZtwEDIe0BU4gr7KfUgOifliuwT6
iv3tia+ayAt2v7S96H+nAG1/aXvQ/wBOANr+0veh/pwFJxGUclJOIKCKzLSUJBBPeLIA6x1KV6wVTTsD8uA7v0t8fv9hPL/BATRMiWm5E26pJU0U1qo7tQ3AXMOVcA2zq/
wdlU3aPPYIBqAIBeZmZdCVtqWb7c0NBS3AFZBVqAVfXSAzdurZ2JnZ0KrkSyayaZZHxOekALfKqQJydTxVFJReWlB7R5ICW98IBmpv1VW6OVNNf1POA4Jkgf750E55mUX
3UGjI0lgATJB/3ycOfOTXpWtMmIDqplshXsicBNLSJZ7IivzXlz+ia4zMLDgU5OTjqqA2GtCfFpoza09ayvVX/ALtMflwB1tK+9f8Au0x+XAHWsr71/wc7TH5cBzraU96
/92mPy4ChU7JOvr2yFlkoSnxrLgSVVUaUWgcoCbXUwWsmY6L/AHYQzn3GtEwE0owlK0rTKUWnsqEuqo+g2QDG9t+9c9E56sAb2371z0TnqWfUxMpUw6EJduKFBNG3Naf3
YCFJBRvXLVcUBeosKJNO82wBs8NuKt041C1R2Csx3HggAt4YQEmUqE1CRu5yB1pwQFrB8u0gIbaWhA0S1pYA+oJgLUtCFqtAWP7yFJhIEBZAEB1K6OYcrFnmX496dbU0
qhoKKS1BPFwI150gGU4XLpu43TcACC4o9k1GsBwCEkriqrgrYDigBAMY0mxLFZbuq5S4rUpemnaJgMR6ZQl5xDrYS2pYUN+KADVXaTbkT+6AYDE2pHsdtTrRBsd3xzMK
5g21+iaKJKcQLUNOKSav2k2smttDyOQR3+WAIJGeOS21UIvqJxyoXkLezp3QBUm6421LjKkmgz3x0kaqltBrWgrAdVJTiqFTK7q+5m3BkQe5zrzgBMhN7Ta7NSFg3Wia
csJqD2QNDn5oCcuje5W4NSu0uAK1PTa1551AuQdDANIvmHVszjKLUi5KO2NSAcwOUBe3KyzSr2mkIVS1UpAy7svogLYAgCAIAGCAIAGCAIAGMGamekhd+XQyGsMDDWZt
NCsuUTaPlhzUVA+LyArWA40rFy4drNuobpwkIQVvpz9j98AbTF6K9k0lQpbk2ArS7/hTtnSApXOYlmhE4ovZBLai2K5cf/C8jkICbiJ9SRVxa7qFwKS1S6v/AOJnTWA61
WMAACYWnXKiMu4/7rAcLuNgV2zpyrQbOv0CsrASK8ZCjSZcKPCngB+v2JAWSysSVXept5rIUsS2vPn/AMMICaH23Da3i761e9DbROXk2EBwTLJ0x17LXxbOXLPxEB0zDQ
VacYeByyLbPPT9RARC2b9oMwfKlURUNtHnkPaO8wFqipKSpWJzISkVUSY3QDvPiICvemBT+2XeIOHAzrrT2nyQBvLONXL32GfyYA3lnXrl7WnYZ19DAWJK1C5GKTKgdCG
WyP3MQEdu2K1xh4UNDVtoZ+ggObyln/bL3Drwm5f+GAN5Z+WXvRs/kQE0L2nteKzC6a2tNH+DEAxK37YVnX3tffFuNoSnzpaQf3wD8AQFM5XdHqa2HVRQNPfDMfTAYCJ1J
UtG8BQOeU4VFKdbgn1y0gNXCcRbmm9kXWlPt9pLbu1NPFEOt/CAsY15dy5xxtK1odWUKIBIiWaUMA5AEAQBVAVTRILniMjYrP6oBdcpKty7j7bKEPbJXjUpAX2ffawFCM
GTtFPIeKNrSqq212cuG4orTKA6vDm5tqiLGFNUKCVJbQrJBITkoEZQFgk2rjKpS1FrasHEISk3XGp0p7mA6WHUIZbmHjM3u8RWEiqbVcNEgCkBdlfIFKk7slavNqsTme8
5QHbhmHAAbq1112E/hASVISku1LNHlmhOnmgB5CGZJxDSQ21DarUpyAy5UgOCsk1gKUw2pShmopFT9cAJw7D0dmWaHfRCeX1eSA6qRklKuVltqV3lCSf4QE2peXZJLLaW
7qXWgCtNNO6AsgCAIDFxaemZV8pS6A2UXAKS0jnXNDSxT6YBcYjn705byam50TTmqQDzYrTvqAYhN0ol7jr2gwu0oplSjXOAKmYxBto2vcYWrADZLOalG1viq01zg09Yz
1gG300KkiuyXbnrlsq6wHUz8+tYaS9Vz2tfaqm1NafqaWZalGt1j4SfGtLVlbnb9P6s/VAGzx74RrT33Pu9qgByXxpaxEBvsoUCE5017/F90BddsDw3s1uNBKuFVqswk
5G1wtYCTcjjQfIXiB3YdgpS1tPJWrvIC5GGzSAQnEX8yVHhY1OZ/VQB1bNbQuDyV3EW91jQZ/BeWA71fMFAFOT7ywg3BNrIzoRyaHfAMbBz4y55m/UgDYOfGXPM36kAbB
z4y55m/UgIrlVrQpCphyihQ+18/wDBAdEu4BTeHMv+n6kB3YOFGXPM36kAbBz4y55m/UgE55vGEfKpBwOgA3odKUKnK2hDZpzgDD+uVbNydCWgSraNXJXlQWgqUjOtaiA
0oAgCAIAGCAIAGCAIAGCAIAGCAIAGCAIAGP/9k=</Data>

```

```

</Image>
<Title />
<IssuedBy />
<Number />
<Expiry />
</SPF10>
</IdentityDocs>
<NACI>
  <NACCASENumber>12346</NACCASENumber>
  <NACICASENumber>12354</NACICASENumber>
  <Check>
    <Type>SII</Type>
    <Status>AP</Status>
  </Check>
</Check>

```

```
<Type>DCII</Type>
<Status>AP</Status>
</Check>
<Check>
  <Type>FBI Name</Type>
  <Status>AP</Status>
</Check>
<Check>
  <Type>FBI CHF</Type>
  <Status>AP</Status>
</Check>
<Check>
  <Type>NACI</Type>
  <Status>WR</Status>
</Check>
<CardIssuanceApproved>YES</CardIssuanceApproved>
<Comments />
</NACI>
<Photo>
  <Encoding>jpg</Encoding>
  <Data>/9j/4AAQSkZJRgABAQEBALEsAAD/2wBDAAgGBgcGBQgHBwcJCQgKDBQNDAsLDBkS
Ew8UHRofHh0aHBwgJC4nICIsIxwcKDcpLDAxNDQ0Hyc5PTgyPC4zNDL/2wBDAAkJ
MjIyMjIyMjIyMjL/wAARCAFTAQoDASIAAhEBAxEB/8QAHwAAAQUBAQEBAQEAA
AAAECAAAAEAAQgABAQAAAEAAgEBAQAAAAAAAAEAAQgABQAAAAEAAQAAAEAAQAA
MUEGE1FhByJxgFDKbkaEII0KxwRVs0fAkM2JyggkKfHcYGRoLJicoKSo0NTY3ODk6
mqKjpkWmp6ipqrKztLW2t7i5usLDxMXGx8jJytLT1NXW19jZ2uHi4+T15ufo6erx
AgECBAQDBAcFBAQAAQJ3AAECAxEEBSExBhJBUQdhcRMiMoEIFEKRobHBCSMzUvAV
anN0dXZ3eHl6goOEhYaHiImKkpOUlZaXmJmaoqOkpaanqKmqSrO0tba3uLm6wsPE
+iiigAooooAKKKKACiiigAooooAKKSzGbkngUAKap3GoQ2qsXbkdq57xT4wtDdt
i5JHmabJsP8AEjV5FL4ujhB8i28lR0MjZY1SfxvLI215pCOynFZe1kX7NH0DY6v
ryoe09ZK7i0IX2FQf8LN1aFiPs0UwHYjFUq8WJ0pHrmaK8ssvi6WmEd5peAerRNm
iiigAooooAKKKKACjFFFABRRRQAuuuuAFFFFABSGlpPyoAKTeAcZGfUc8ywwSOx
3zQrj0rlfE/ieTVTFDIQIxy4B4JrF1dLGsaWtzPvr6eW7OqXrh5nY+VGeQo+lyF7
cClVC/I6jrV2RNzVt78I+STj0zWrGI5l85HifsAa56Fd3GwfWr0NrMpDxydO2aiR
Bo181Au32NUJ7wSnt86RW7VSF1JJJs1ldU9AprRhWFE3Kcx9WpoTRq6F401/QJEW
BJ6fjWim0Yzpjn10JARKEEfWnCVcFb3j3Uvd6C31VJLq0cjaC3zxf417DoviHTdd
KKACiiigBM4HNUbzVYLJGeUMA0+KtyssaM7n5VGTxi/ijxFNdXtyhNj2HCRqecKi
I2Q6NjFc12zojFie19PGJC3tiq0t0ZgcnmmPMZMqx5+1QeUwJ0eKVrlXE87GubO
JdFm2ovSrl1M6yDeCT6CqEa46DDU1riaN/lcg9qh5adjuLexTUbYk800TjQDWV
5qu08kD7Wyp9DVCwunhYRqSCOhrpIokvICbha0gHBNW9BKLzkm+gXiYnJ/u8lasr
5pV6lZyTJBKh4KE8/wcNZY1GVenL+nWp40e5xLKxUjsKpRaIdme7fDn4nx+J5Bpm
ow61vTl3OecLHQgUtA6UVsZhrRRQAuuuuAFFFFABRRRQAuuuHPNAGL4ovPseg3LK
kC2Z2ds4YOPsQzygrkyD6EYqdbcRx4JAz6GkaFDbsCw68DFZ2sa71MgE5Hep44zn
0mHSgGG0Vd/skMPug1n7U2VFHlFvok8g05GJFMm0iaHhkbFeuppIQHKfPSTaLFog
BlU9a0HjcxAR8ne0leoW3giJAGbKfSsnUPCsx1JGEEIVBwcelQ6hapHFP4fugA6L
CQwLDBgNDRgyIRwhMjIyMjIyMjIyMjIyMjIyMjIyMjIyMjIyMjIyMjIyMjIyMjIy
AAAAAAAAAAECAwQFBgcICQoL/8QAtRAAAgEDAwIEAwUFBAQAAAF9AQIDAAQRBRIh
Q0RFRkdISUpTVFVWV1hZWmNkZWZnaGlqc3R1dnd4eXqDhIWGh4iJipKTlJWWl5iZ
8vP09fb3+Pn6/8QAHwEAAwEBAQEBAQEBAQAAAAAAAAECAwQFBgcICQoL/8QAtREA
YnLRChYkNOEl8RcYGRomJygpKjU2Nzg5OkNERUZHSElKU1RVVldYWVpjZGVmZ2hp
xcbHyMnK0tPULdbX2Nna4uPk5ebn6Onq8vP09fb3+Pn6/9oADAMBAAIRAxEAPwD3
lIkzLIP1Ucmv077xHNdLz7+doYm5WOI8vWU6iS0NIWuj0uXxbHuZbeLcw7McUkXi
Z3x2QyfpP3Q9av5r57j8RyRKJre4lD+zVs6f8Q9YQBGUvKp8Atjmmq6W4vZPoe2UZ
ujtfinONyVEkktst3lQgfpVqpEhwkjsKKit7i04hWWGQSRt0YHNS5q07ki0UUUWc
wFXNcHqPjC6LP9ht45AnJdnXUuSQ0mzvYwx1rA8Sa9FpWkT3G7lRhfq4Z/HepSI
qs8krKHJPDH/AAqTULwzxAg8DgVksSERljWW7NtErzOWOXfj61GL1E6ct61SkuTI
cWzbglie3IWUsR0rSS/t7lB8oUnv61gLvMIWYk0OalUpCP1Vmx6c4rPlXQ0uzZe
2kM9qD1Lopu4+vavWfDnxG0nXNsU5NlddPLm6E+xrw2eVipJxwOgrJkuJ/NCRBgxP
thNY3Cv/AHkPDL9RW8aikc8otGrmlzTRzS9BWPitFJml0AKKKKACiiigAooooAKK
bshpXZoutfErTrYrMf5FwVGO9eS3+oG6uZWjd1EpLKuTjHpUU87FD5qZoc561ny
Kr3bfumAqVoy3TrUEgOCh5NWGMyAbVdu46Zq5bHZGGPVuaJaEo20xpzoQgAPShiS
L51lMQ4IIPLDpUnh3Vgu6OU7ZMcN61PrEsdlbbujDrisVzJ2NnZq4K0k8e5Sjk+g
m0ORHGQT3cdKoXkEVo+c7hng49qpPdyLgqTn+HHemldEN2OpuJbUwZY519qx4PEF
or5OpIuVPQsj/GvSs5r50tVSKdLm2naG7g+aJkONx9K+kfbvibfEnh2C8zicDZMv
cOUIFF017emSVnMnf5j3r2b4jatBaadNG7EyMmlFz0PrXgYejyvsCsScPjmsZ6m
G0nPoKmsrSSEQBvYonSuqsdcVfDM2frWUp20inSb3OYWxeTkJl6DFU7nRJ2O5VIR
Dxp0o9qV7FHjH2VkfSPYmRifSvV5fCEMjHA2n6U1PBUSkjqtT9qT7FHl1vZTRY
gVraVOIgba7UiTHymu7t7NTbok0eCo54q2mjabcdw657tjmodQvk5UeU61GXB3L
```


hgevYiucljaNhn0xXq/ifu39nVbgEtaMdhb+5XGNoU5vHsnj/eIu5WxwVraEjCd
YHIFvXp3wulJ7HXGtzIDA3q/d/uyV5FZ5bBi5XvXaeEbuWdVrbAwUkG335qb2kOU
yQABkk0AeQfEOaHz766uWBcMIYEzWpC15AkjTz/ussRwSOhNdZ4+1GTxF4nuIbNS
zIeladqGFsnmthjyx9qLVJXudu3ZAp4U9DWU3ZG1NamnpmnCKJWIG/8Ai4regtgR
Ap4s1J4Ax9KtqvBqRVAAP8pDmyiLJcfdGaBZLuzgVpAA+10VB6VSiR7QppCAAoFL
WFdPRmLJape2k9pKuVdcDPY+YvhqXguLKVbiPddWrmIuepx0RqXUrnYvzVHp9iL
vllkyFP8W0ldFOPzNPUV1c43TXFpNuPMJ4b2rsbZ1tLiC9iIMfVea5m/0C8h/fxI
llwJJt81diKe5r2wh1rooyutTlqKzHUUZorYgKkkKACiigAooooA01ZHiW4+y
hV6802a7812VQFYn5ie30ptjCLi+Sav96IfLX+tYgQomtmMfSk02JLmXoh4CCrVj
PSsqyzuxWvFzXKjSzbRPlqdfIqGM1ZUAiqRmPB6VKKg5z0qZASkPeyZKgzTwaag
k0Wm7mJq6HyCSK4S+hADSntYD+H1r0bUF3RHjjHevPddhVvd1YgDt60luadDmXi
AA55X8a6I7HPLR1TRNSm0y7W4IKvbOG4PJAPJr6m0y9j1LTLW9j/ANXPGsg/ev81
AUUUUAFFFAoAK5jx7K0XgqUGX75XA/OunFcp8Qgf+EMvXXqgBPwP5D5uFUOzCmST
2He3JPrXBxM1zfJECSc816Zo0Iit0UDHFclZ9DuoX0udFacEkCtSI4P1qhYjIB4x
xTdl0FNEMF61OoqNcA1KdkVSRemIQPSoznNSkgDHU03IofkJKNXNI3Ap+5fUuXyC
elYcuovbysrH5W4ror2VbjT/ACwscsp3Z9q4++G9C+ORzXTTOerozrfCrY1W1CcEz
KACuT+IrY8D6hjuaP1rrK53xrbC58JX8Z6bM0AFmN4BhI16k7m+1RfPKsUL+p6VJf
XoV85j051TlMxGz61xT1kelT0poq3/jc3tZGhgJyn3n9aqw+NtuN7ka1X0rwq9zI
lLGXkXyG848Cubu/BFnes00oIAPRxt5dBKsbsel2HiG0vVXy5lLeDca1I51fkHi
KonGB+NXGSMPrs7CzXkVsu6Rwo96xdQ8baVYehpw7jSkPEH2m6UxxkAZ67q4/8A
Tev73NdLYehVCFqimOa0bHfcDQ+Z7E2jDconXNM3cZ5GKv6b4uhKBLncZemTzF
VrU075IzEvKLYAdnj60mrxfanMmjAzuU01cFozwAXtqHR2+f03FZ8zNBKS4Gew7U
L7T4s8pxlEQSLn2r6NFb0zlmOFFAorYgKkkKACiigAooooAKzbtbhFzol9Cf4oW/
WqYX94irwWPO09ZN2uaxV7Hb+DnNrAryggyNsXA+9Xottc7LaMSW8LSakbnG7+dZ
delK6W3s5Wiz93AHH41r6haS3beUy/J1Aqxpfh6BCSYwH7HFKE771citucLqtzrM
PjQ7a6Hb6am6FVjfgGBOT9BXRzKxgqT5r3PM5bQ2EzW0zG5ABY8/SrNpHYW21TS
+paZaafHPMLLwBcROWOPoKv2mu6RezxW62OohpDhW1VgB+Oa0NA01d2iteIjAY40
0Qf8so+T+JrotOmCgoXsBIUTESRj6jppU01lAoYLDznJNFrji7bnnOseHnh09LpAk
u64FdEGrWMK173TPotP8S67pFtbS6tbQ3FrNyH8sZArutLbRtdtZJfBwMx5ZQMEV
IaQn/qtwxls702BnUBS8n3FyM5rclyl1J8nJU8+1QJbKIonIG4on3HX8a0ZW0Ije
tqbM6kTu/gtkeMbhW7QEka+gRxx58HzHF4vVvMxLxMMV9Bg1003occ9wpaKK1Ci
/OvS/irpH2DxDNOq4F2d4xXKaRbIslurH5ncba5asrX02hg9j0+yCxLCMCKAK2cJ
aqCfBuP9JifH95atedqWwBGts/7QNNFyMyLa7Dke49zUNyoRctG+qxqBpNXIP7y1
HQV12jktOZS0ksi87pWaz5bCQDJJ5PqP6VfzvONWU0WTNuo9q15D1CD0IxxWp
Ipp0qzmkmuxo5T/HGcGiJM9i/wDZUPVOaPxsHKsQKoLp93Ef30qTbF7rgEVJs1Uc
ic27puAkcyQE0102QkUoi4oj063gFzQGkl/vyNkilncgH00aiVkvC9zhPiFbiTRQ
nBY7h7V9HV5X8NtAvbhlL9k+VY/1PvXqneu618NzZK3x2FoorUyCiigAooooAKK
23krHG4jH0rz68kp2PVw0f3fmdVGeKvQPXVB01W4Tg49652axNOD5j1xWhHGfxqp
as21LPMCRznuV8M/2hnnCZBPGasWnlTccqAM1KOnVI6bT4ysK/SrjqQKZasqRKfa
kVdQAJokLUyTvF6kIowPepSADTCwpsi5GxI9apXD9atO2Kz7hsnisJGsUUbuMTR
izWx01YEGAK3KztLIEYhtWjXq0fgR4tb42LRRRwPkFFFABRRRQAUUUUAFJ2paQ0
EQ9+56uFmvY8pGdtOPSpY3JYVA7EGLR8EVhI0idDZSYxmtmOTCiesMlQau3F4La
yJz+FU7S5vo7hnc10J5Ru1bpqyCAM5qWDTd2cKofWixq5qxp6frIaBvqbVxruV0
p5qVXx0HNChYmVS+xsZgt5M5+WtC2uNy1FJiZCpFV4A0UmzPAqX7r0JfvrU02cd0

0600TEgJYnv71NHqDeYACMfwl1Gxe2mZHGCDjpWeg2uD/CK3TucklZnUW10jAKVB
eZH0kM06ooJBLEjj+IZqWuxO6ON7hRRRTAKKKKACiigAooooAQnFHXFBGRTWYKp
YYH2+bnqEdSaw4Wt7BNinz5CcHA4zWD1NUWULDRZGIklche5J/pUtzBEJVht7YyMD
gCo7WL5QMcvSvkG4DOK5JO56ENIiw9mC3IrUitlGOLJHFt6Yq7EnA6UkgbITaKxH
JZq65ZfpV0IM9qlVay8U+RMh1Wc7NpgJO0Cqv2VoiMD26V1TQKe1U57XDZA4qZUz
V5T0aZtzfWoSZbkrHlfi/wALDzmmiUZrzS6spIWKOUcfavorxHaefC2AM/SvLdS0
ZYh/HH/uu7SdVhKNayEEg4XHar1FvVGSk9j6R8Fa6mq2ITOHUcQTyK6zNeI/C3VY
HryXcVxGRkdq1iMlz/jTwnne4/u0m9APnXUZmLPDbPtBJ57sT61BbRR2EfnTDDKT
I9xcgvjA90hrLu7iOFAXw24YVT3/AMK0tADSzb379R6VhW2OqitTr7JMgelbUCAD
p3SrMmK0alXpgVCDTWdVihpEpPGO9QuPwnHNMIJpsSGeSuc4FNdcDOOAKmpj/MMV
18yxn8lifmki5DGs3V7G01BV18hLS/TvH91zVyd0kfLxgkDnHHFZ95AyxAxuZiJ/
eG9NXUtRhtpJri4fy/MYzr6Q0TTRpOkW9gr1lhUKCFQVrSWplUNLpRRRQYhRRRQ
H7x7C1sl2Sb3Wp7oFurmZhhlp94etFrM4Lsx57e1Ys1RavZtszFvmJ6D0rQ/COO
WmFXjBFZWNmyVCdatQkniqyJu4Bq1CuCoapIkshclIox6UgPtShgTxV2Mm7kg4o
KTLTKd2oeI5zXnWvsYbg78bBxzXo0jAtglwXjOD7ODKw+Q1j1N4nB6lGbWxgna3O
qqfTmvphT8o+lfMvgfJv9I3kbvtKu309K+mq3pHLUHUUDpRWxAUUUUAFFFFBQKK
MFu5CPu4wKxNSu8usaH6gVi0aI3fDA+06gGbgDivV7VRGvPAA5zXmvg1ZrguBnv
XulJ3HJwM11Nt4IsJQd0Bb/gJ4pcrBvQxR4+SjsxsSa07H4kRSShZof19Rvi7+Hm
vGYND1Cz5huQ+P8Aarr9C1a6+WofqB69azbaNFBM7vzDxUquvHFUYJfnQhgg+9XG
44zsz3F5GNx5Jepc3ctUY21nyf4q2hcinRinQ/EiOcyVduPpWdZ+c/DcR23V/bt
baCozG9qcDsRVC4sNLeb5XhY+yGcVlJLoxqUH0NcSjNGskZyr9DXPeMrT7Ro7kj1
+9cxaxPE3HJA+tpkiMtsVk/h/irqpnnW3NrwSu/xFpzLuI88EgdAf8K+oxXz18I7
lWjVa9TfZXCjYmH6UAFHuqt9nmdAc7c5+uawooXuLhpM9OxrZ1dSdSukP8ADMw/
fhnTktCz3Iu9VdcjPnbZtSiK4YgE4rhNjbnfyvYS68QSafaNK7oFUCLGfchdeO
lpeHudSvJfKULIVPBpbgc4q3o+j3F8ulRRuwubqEYto4yFnelDwxb3GJZIR5pGGI
SPdc6gbznJkjh100s6RZzlpZCS/XOelZ+nWya3yFRgRgYyckZ61g7NnXdkOhqW
QMY9q2Luwj8hnrCpj0fWoS0JnJX1UaOn6fjq92otswW8v7qEYjellZmo2VtWb+SYI
Cu4Vo4xyFPU5rk4jEw2p615EksCudd7OxHLe/Ne4RWMcyCOTDj6NUqeGrByTJbRt
eutFtZU8po02H+Ejjh9KqweHodOlWazGwjgo6Gsamj0NLxsTDTYtPmtXzgrJj7u7
588+J9NuLPX3+1NvkJ3FgMA/Sq7MEjAzxIO9d/8AE3TsXUN0BnJAObXAX8Z8tHXi
iigAooooAKKKKACmOu9S0xBFpPohA+SfEwntbeI9ThYfdnb+dZntaNNCQefdwQZ
cdCPLb07VjwAKoA6+9WYbMGZpopZIpG4JB4J+nauK51tM1xpcr+YDBq1Fp6FeS2f
T/GJNULm31CZP3+1pAP4YUx/OrcgJtdzJ1R1TcJ2CxsOOeTUOwmBZ5D+9m2gp/cj
MZSF2WqzEjBFVFWRz1F7xh/YEe81UaOn6fjq92otswW8v7qEYjellZmo2VtWb+SYI
C+gb/ejrxQwdy35C+5P1p31g8YqoIdWbrfWw/wB2I0CyvGP7zU3wOy1BUtXEMya6
5HzK1eP3DEXopr3HxRB9r0mZeu3JFeNalaeVJFjxqpwly6Zwuro6H4a20sPjKy1Q
KKACkNkaKBhlvxcsRcxWT45UHJrzOztDca5Z7fuxfMRXsPxBj81Y84wIyRmvNNFi
ZqO9a8KcNeqTsRLExHNRTW/GSK0doUVM6jcrb27yHjAq21YiEm3ZHP6nMIzEHJH
rErI0fBARVLQ4py94o78PjFWU2sBk4qBVUgmopJvKGahaFuLkaCgg+tp21DbXIcd
yI33SK8rvrHz9WggK4P2gr07V60goc9xxJ3mm7PE9hNgbGOSMd6jZhbTtZpnovh
AcB43QZtnI+V1ZDmvoNM06a31J5HGia9W8X2ZutHz1zui078K4dEYw6M7ZJ9q8/
LBPzHpSTsN67mnJche9YOr3HnRsmDxQ90/15J5qhM51Iz3q9xxStuY73E1ohSOE
/dkST+QqtZaUkWGyfhWzFagQFVGKqzMG47mBEmri+DGVnjJxjGBW+LYSqA/3qkCs
9MY4pM5A9ajkkx3qmqzGK1IpwCO9U2Aap5W3Gq54NZN6G8URsAHQEcE4qu115uqL

LjKx9KuIvmzqvoatFdm5gKFG5Sly3NPS+ULdgcVpVS0yLy7UZ6k5q7XqUlaCPLqO 82LRRRWhmFFFABRRRQAUUUAFGKKKAIpY1mjaN1BVhg15vqtv8AY9UktwNqA/Jn
jP0r0zFZupaPZaj+8uItzqOo611Vp8y0NqNXklqeXyc803djFwdShWC91jQEIGwM 1WYfLmwOmrHowldXN/RxvTHWOna3C9GM7Y1yR60miTBHGTxmtbWLZZYi4A5XBNQi
r62Oeg1BxGDzUpZZGBHasW90ucsxtmCOOQ1ZSa5f2MxhvbZo3BwrqCQa0jQWqb6H dwxA44rUtY0U8lclxNlq803098H0WtGO7HGWkz9DTdy1SbR2brmP5SMO+BBGNrNX
L22sohZGnYE9AVqdtWt1ZQ07ZPtTuZugzpiBjrmfFcc+vQVhJrMSDavidGPcU5/EVt
GuWkGB2HJp82hDoyRtk459aq3cgjCyDsearQXzXuDHGwU/xEYqzJHvtth5ORUSdy OvXl6t1Afaq0xye01TfcjA7gVW1JLcGhkIYoJGTUMrbQcVOzAJVSRwSoPc4rN9jV
aFixAMzMXAwKqmmVB0JrP0u01vrY3UTbTnao7G7ct094H3yke9q6aNKV1c5616W OupoRjaoUduKfSAC5pld6VkcAUUUUwCiiigAooooAKKKKACiigBKQjI/nTqTtQB
554wtPs+qrKAPLmXjHrXPRsCSDXo3ijTf7Q0p9igzRncvqK8zcmPJIwe4rhrws7n fhp+7YvWUpinX69K6i4lE1iC0lchuw6sK2bC73ptY8VyyOlbkLYLGqOntlIA0Stn
oWgatSridlH3TURh3MD6VKbRvFS5LZRQR0Cg/QVsRRIB1XP1rES2dTkfzq9CsmMZ KmtIyYObsaa2sRYHyk3HvgVmtJA+Mxpkf7NZ0Ucw04SEkVehmHBx0rTmRlKUu5J
/Z8J6xpj6UseMwiN1YywfYVNHuxzUo4zScrmbnLuMwBE+6AB2AFPCA4FO60jMFBN Qz07ZHO+3AqupyeadK+5qiZvSpkykgkYdKy9TmaKxuGjBeYqY40H8THoKuvJgH1r
Q0rShK0dxcKMA71U+vaqpQc5E1JqMS/Ofk+naHZ2snMiRjefVuprUxSAC57U6vVS sjzXqxMmloopgFFFABRRRQAUUUAFFFABRRRQAUUUAMZQwIiYcMGvNvFeinTr
ozxrmCY5/wB1vSvS65rxqA2jIP8ApoOfSsqiuc0pNqSsedRuRw3WrMU3knglTmB SU+4oV84zXnSi7npp2N6OQSGhVViFATzismOmGdueK1YpGXnpWbTNU71lvywppQW
HceukrVwIwYXN4BkZqoDexLHAE65qwkILcUqAYGAmRcVqkc8pCiPFKvpc0E57Umj O7G1WlfdYqy544qnKcnNQ2XHUaxqu8oBipsk2AaqgkbioVytMxtOvt17sJwqHc
fc1VqIsahVAAAwKxdEjCTuccla3CK9HDRXLC87EN8h1FJS10mQUUUUAFFFABRR RQAUUUAFFFABRRRQAUUU1IBM4r1/GzH+zIgmf6zkZq14r1ptG0p3i5uJOIx/Wv
FPD2s6hqWv6rFfXck+0BgGbhfpU1ov2XMVQ1qcp0F4jBEYdapecEPNakq74wDWbc W2ASBxN05X3PTkiaCc7uK1Leb0Oea5s08bAc1o2l2M/M3NXKFwjI6WN/mXNbELGq
K5mG6DY06tS3v1AHzVHs2a8yaNyOQA81YWQCsFdQUPjP61ZS9z3FOzRnJjmuHBqN 5VHeqDXgA4I/OoLi/RVPRYiyL0s+B1rOnvgoPzVnTajIThaaZR83Wp5UMmEzSt
jPBrQtICTmqtPbkkZFbEme3GaiTVrAjS0dfmkPpxWuazdHX9y8n95q0q9DDQ0Eef V1kw70tFFbYUUUUAFFFABRRRQAUUUAFFFABRRRQAULJUN30trbSTt91FLUWu
7CbPOPHd4brVvIVjsgG38T1rz/QLUWfia7fGBPECvzvXRalctczyTtkmRyTWTcK0 E0V3ENzx/eHsa769BvDWRzYety17s6TYHUemaY0IIXSW06SorochufVmp5weK+
ajFp2PoLnQ5jTQfN0qqYUW5FdBJCN33aqNArnpW0Z2Iam1LqSPA5qf7c68gnmrRs gc8VClir61tFpkXaAXjydhINSpNd9UckfWqvklDViCRlOCDRO1hpsnV71+C/61LF
bzE/MzHPqav2SLNjC9a2E04bAcVzt2GY8VvtAJ5+TXE3L9qftfabTyOBVqKEKRgV m2W2LbW+xeHusjwPhfFWEAC9KhnXlfhStchs1dIUCxUg9TzV28HNYPhy8E9u6D+F
jlreXgV6sI2ikedJ+8xaKKOQUUUUAFFFABRRRQAUUUAFFFABRSZUACTFFXACV RzvzV0/8asehugPzTnYk2bm9tRc88qRqOpJxXn3jLV7Fubu2jt5VfeFFJ3KeM10UK
blNXMKtRKLOVkboOoqMjZlucjBFDZ2ZpFJI617Sjpy8xye5NYuLULEJMR6Z7Gti2 mRuh5NYijbnHSREero3SvHxuWX9+metg8wS9yobbjIqIRmzn2x8leaUeW/tXiOM
o00tD11KMleIqpUbx4qxGQR8tLIhK90apa7EvzGQ2scnVaedL+bhf0pkMxjkGelb VvIrrk0NjRFY2ZixxWqp+UVArqo4pwfNqWJVGTU6JjnioELZ6VaX7nvSWomKWxiq
d9N5cEhbgbtJ78qEqEzPdjFZDhr+Te52wRnnn79a0Yc8uVEVJqEdSXw2zWjRRvw0 nJ/GuzBzXFW8ok1OJ/uoGA4rtB6161aHJZHmwlzMDRQKKyNAooooAKKKKACiigA
zSzoZVW5v7e0QtNMIaevWhXewnJLctAOE1yl34zqQ1LSEyn+8Thaz38aXusFhiOe larD1HOM3WidtnPHBGXlkVEHcmuS1rxisEbJY4J/vt0P0rAvdRvtRJe6kyvZBWJd
wvKTu59BXXRwqveRzVsQ/smPq3iHUdQ1NIzIXVn53HjFXiMAGkAr/DXM6mklpq1u VJAdc10G8NGHz96vS9mopWRyczerJGYFMC00KUCrSKMVArmylGuasxwmq0J5rRh
XNN3RSVYw3LRmrpHnjpzTI4QTMrcAEDAFebicNcRvHvnbh68qTsmUtjW545q3FJu XkVOLcMPmGarBfPC14NWjKk7d3KvANRFCDmSxWpU1rMyqBNWzbf2U4N0ttPOBW
L8jWlhwNjxV2E5Gai+wMTwKtWwR4JIxWTteolYsRdM4qV2VELkgAetR+ekXUcVVM LXMGbOI+4ralSdR+6Y1KihuMkKe9Jz8sX94d6a4CXLGnCL+ttTsumADctUEpyMV7
uHw8aeqPHrlnN2Kattnyv8JzXa2cwlT36kjmsGJ2yE1PBqVxZzKwc7B94GtMRSc 7NGdOoo7ndfjTqzNp1eHUEBjPz9xWjnJrzpRcXznYpKS0HUUmaKRQtFFFABRRRQB
yn74qu3JESqi/XmudvHe5Jacsw9c1dZQCe/NQTIColevCnCPQ82c5MxpU2EkHAPP RblHOCeRvi5hOCQvFZzn+zSBT1bpXSknsY3sbTyIoC7uapSTRN8oU59cVJCVmxDc
dzHvUgtCH4AoWjCSujjvEkSLGGx+8Bo02cT2cZ6+X8rfWtLXbAyMW7Csaxi+xy+W 7fu5Tx9a6Urx0MOa0rGqPalpWrgcYpSp9KSGx8RxWhbyVmKeatRptSQoyN63kyK
0Y1ziuet7gg9Ritq3uNwrnE6IyuaCgY6UirhuKSNsipVpriuSrSU1ZnTSquDumT qqs1EYKHpxUatj6DrR5rsDtQHjI1HP5V4mIwkqb0Vz16GIjUW5ZeZVHVvVrw5IBq
s8rSMEQBn7qpyBUSVuC3z5DV1Sws6ktrFVa8Ka3uOU05y/SrIAAAFO2BUxSEYFe1 SpRpq0TyaTWVRiSHC8VSnbFTYNgGqMbjjNdKRztkcn3fekcp9nJfk4p5Xj1rN1e
4+zWtYlwxdVH41styGN0m9uLo6YkMgZuPpXe2mrAqomI57jt9a5KG2NysRZTKM1 oiiLGEz+TYinGbn6UnE6+OVJOUYH8akzXiWXMlucJk/U1tWuqh1AkHNefOhKJ1Rr
qJmRmoo501GVYfnTgfpWvRgiaH0UmaM1Iz2QNKjkZ7VVuN0a5AqzJfK6njNRXF 5hI/IWPsK9tHmFE3G5WDjAHfFcxcyfaNTDrxFEFzrbvd9zWq7F71zvmYUg/hNdd
NKXzylqdrpq5UY6VrNEAM4qjpMeYVnasy4TNYTzvGsdjHv7VZyJGwOBXJ6rYM+nG RF+dDuGO1dxs3RsD0NUJLQEOpUEMMYrWnOxE4JmFpUy6hp0dwB84G2RfQ1YaAhcY
5rHs2Oh+Jns3G63uTtVuwNda8A00OR1q5PUzitDFFuQaUpitr4gRwKqyYA4NCKs 4lemlTWla3GD1qlsIHSlibV884pSsyoto6i2k3CrYYEr6dzWNayjjJpuva8vh7TV
fPmX9wfLtolGXZj3A7AVyVmoK7OqlHnaSE8R+LdN8OypavIsl9IDmAn7n+057Vzt h4iTzJL69up2ZzhSpIvJ/sjvUSnTdJgkn1Y297qLnLRYkFIj/tt/Ef8AZFc7q/im
fUp3a2CggBVYoAmeiDsPrXnfxB01j1qWXSqv3Ssr/j05spfN0Ut27DubJzv9Qa7D wT8R7HxQFs73bbamox83R68enBn3NMxyeMdqr2mlX00ok06JhKhysHGD08e9DxS1
ohl8t1RW59SKRggnBBxj1pJHiuI8BeL5dTQaFrQRdWgX5JV+7MnrnlrsmcnKtjIr ops51oebOLjuVpH5Iqsoy3PNSyKsxpUtKv0owEWPOfYVzvilS2UHQzXKCupRchh
7VyniJTceINeth/z2Ln8KqD1B20ts08uFc4yBg05/mPHWnYAiGKRvKUGsXrIsideb W5qQZf7px9KicZGaSOXbXThdFkGROjsPxpGv7m2+aOUt7NUEs4AzniqhvEmbYBzU
eyT6D9ozXg8Q3odsir9RV4a4P7p/OsdIVMQ0Bmo9nvWboQfQtVWUJutVW+/jtRRX YjAbMo8n00a4+UAXeR1Lc0UV009jnqbnC6QP9GwtKUfu6KK5n8RvHYpJ/rGHbFMC
D070UVSBnLe07aE6YZTGPMjwUYcEHNbdgxudM06aY75HjG5j34ooqmRHYeQ0eKgl AoopolkDgYqJfvciiqRPuUrkxhzj2rzzxpe3K+Lr2QTMGgeccRz9xt1Aoorhxp3YT
4kchqE0kur3cDyM0UYyik8A10jEwOc8gHFFFefYzfsdX4ZsLW708XVxAkk6L8rt 1Fd/pGmWU+jLdy20bzY6kcf989P0oorGO5y192eZ+JNRux4isLhZ2Wa3ugkTrgFR

```

npxXuk7E+WSeTHk/XFFFephNjwsV8REvJOaeAN1FFdxwEkYGT9K5O/58faap6CNS CiinDdkyOv8A+WY+tR3nEYxRRWfU0GR8w81AfvUUySOf/Vn6VRsObls+tFFaR2A
3o/9XVcnmiis0Uf/2Q==</Data>
  </Photo>
  <System>
    <GUID>27d13f46-4a52-46e2-86cd-6849c29632b0</GUID>
    <CredNo>1</CredNo>
    <CS>1</CS>
    <POA>1</POA>
    <ICI>1</ICI>
    <UserStatus>NAC Verified</UserStatus>
    <IssuanceNotifyURL>http://10.10.0.42/Listener/Listener.asp</IssuanceNotifyURL>
  </System>
  <Actions />
</Applicant>
</Agency>
</PivCardRequest>

```

Response:

```

<?xml version="1.0" encoding="utf-16"?><PivImportResponse
xmlns="http://www.intercede.com/MyIDPIVSchema/PIVImportResponse"><Agency><AgencyName>Department of
Treasury</AgencyName><AgencyCode>0001</AgencyCode><Result>Already
Exists</Result><Applicant><FirstName>David</FirstName><LastName>Balsam</LastName><EmployeeID>19760223</EmployeeID><CardRequest>0<
/CardRequest><Result>Added</Result><Reason></Reason></Applicant></Agency></PivImportResponse>

```